



NTL
S
405
B58
L917

UNIV OF MD COLLEGE PARK



3 1430 05338655 5



Established 1866

Rehm Hardware Company

Blue Island Avenue and Fifteenth Street

CHICAGO, ILL.



BUILDER'S HARDWARE

CATALOGUE No. 6

Hand of Locks.

The following Cuts showing the several positions in which Locks may be used, are inserted to enable customers when ordering to properly specify whether Right or Left Hand Locks are required.

Hand of Doors:

ان لولہ

The hand of a door is determined from the outside of a building, room or closet.

ان لولہ



RIGHT HAND. LEFT HAND. RIGHT HAND REVERSE BEVEL. LEFT HAND REVERSE BEVEL.

ان لولہ

In ordering Locks or Latches that are not reversible, the hand of door must always be given.

ان لولہ

Right hand Doors require right hand Locks.

Left hand Doors require left hand Locks.

Right hand reverse bevel Doors require right hand reverse bevel Locks and left hand Butts.

Left hand reverse bevel Doors require left hand reverse bevel Locks and right hand Butts.

Hands of Cupboard Locks and Doors:

Left hand Doors use right hand Butts.

Right hand Doors use left hand Butts.

NOTE:—It should be noticed that the action of Cupboard Doors is the reverse of Room Doors.

Announcement

INTRODUCTION—

In presenting to our many friends and patrons our Builders' Hardware Catalog No. 5, we desire to thank them for their liberal patronage accorded us during over forty years of continued growth. We are pioneers in the hardware business, our firm having been established in the year 1866 at our present location. Beginning in a small way, it is now with a sense of pride that we view our long list of satisfied customers at this our fortieth anniversary.

CATALOG—

We do not claim that this catalog contains everything that is known in the Builders' Hardware line, but it was our aim to illustrate such goods only as are ordinarily used in the construction of buildings, grouped in such a manner as to designs and finishes that a selection of trimmings for a building can be made without difficulty.

NEW DESIGNS—

Since our last publication new and attractive designs have emanated from various factories, a large number of which are shown on the following pages, and we believe will please those who are interested in new and artistic Builders' Hardware. We carry in stock many other designs not shown in this catalog, and are in position to furnish estimates promptly on any leading manufacturer's line of Builders' Hardware.

FINISHES—

In this catalog our patrons will find a number of finishes which heretofore have not been carried in stock by either the dealer or manufacturer. We carry in stock goods in the following finishes: Antique Bronze, Antique Brass, Antique Brass Sand Blast, Antique Copper, Antique Copper Sand Blast, Polished Bronze Metal, Rustless Iron, Nickel Plate, and all common finishes.

PRICE LISTS—

For obvious reasons we have omitted all reference to prices. A separate and net price list is furnished with each catalog, and as it is our aim to give our patrons the lowest market prices at all times, new net lists will be issued from time to time.

PRICES—

All prices quoted are f. o. b. cars Chicago. We do not charge for packing or drayage.

TERMS—

Our terms are 30 days net cash, or a discount of 2 per cent, will be allowed if paid within 10 days from date of invoice.

GUARANTEE—

We guarantee entire satisfaction and every article exactly as represented. We have been specific in stating whether goods are bronze metal or only bronze plated.

ORDERS—

To avoid errors, always order by numbers given in catalog, and when ordering door checks or locks state whether for right or left hand doors. (For description of "Hand of Door" see illustrations on inside of cover page.) Also give full shipping directions and state whether to be shipped by freight or express, naming the transportation company.

PROMPT SHIPMENTS—

It has been our aim to list in this catalog only such goods as we carry in stock, and inasmuch as our stock is large and the assortment complete we are in position to make prompt shipments. However, there is no mercantile house that can fill complete every order every time. Should we be unable to fill your order complete at any time we will notify you promptly.

ERRORS—

We aim to avoid errors in filling orders. However, should any occur, do not return any goods to us until you have written us fully, as we may be able to place them somewhere in your vicinity and thus save transportation charges.

ESTIMATES—

Especially attention is given to estimates. We will figure either from lists of hardware submitted, or if plans and specifications are sent to us we will prepare a list of hardware required and render an estimate. Plans sent to us by mail or express will have prompt attention and be returned with estimate.

FREIGHT CHARGES—

While in most cases the 2 per cent. discount for cash allowed by us on all bills paid within 10 days from date of invoice will cover the freight on a general assortment of Builders' Hardware (nails, sash weights, and other heavy goods excepted) to towns within a radius of several hundred miles from Chicago in any direction, we nevertheless realize that it is often desirable for you to know what goods will actually cost you delivered free in your town. On request we will name you a delivered price on your estimates and on regular orders will advise you of the amount of freight charges in advance of shipment if so desired.

OUR EXPERIENCE YOUR GAIN—

With our many years of experience we are especially fitted to serve you. We are thoroughly informed on hardware now in general use and on new goods appearing on the market: be it Builders' Hardware and tools or hardware accessories. Information cheerfully given. Write us. We are at your service.

HOW TO REMIT—

All Chicago banks are now charging for collecting checks from out-of-town banks. We prefer to receive remittance in postoffice money order, express money order, or bank draft on Chicago or New York. However, if more convenient to remit by personal check, then exchange should be added, averaging about as follows:

On checks \$10.00 or less add 10 cents.

On checks over \$10.00 and less than \$60.00 add 15 cents.

On checks over \$60.00 add at the rate of 25 cents per \$100.00.

C. O. D. ORDERS—

Parties having no recognized commercial rating or Chicago reference and ordering from us for the first time will confer a favor by either sending cash with order or a letter of reference from their local bank, or we will ship C. O. D. by either freight or express if so requested. In that event, however, a deposit sufficient to pay charges both ways should accompany the order. We permit examination of goods before accepting them from the agent.

OUR LOCATION—

We are located on the West Side about twenty minutes' ride from the business center by either cable or electric cars. We have been transacting business in this same block for over forty years and have the advantage of being located close to the Chicago, Burlington and Quincy, Chicago and North-Western, and Chicago Terminal Transfer Railroads, the latter receiving and transferring freight to all railroads entering Chicago. All Express Companies' wagons call here and make collections of freight daily. This will insure you prompt shipment by either freight or express.

SAMPLE ROOM—

For the benefit of our out-of-town customers, we maintain a well-lighted and quiet sample room with courteous salesmen in attendance and where inspection or selection of goods may be made at leisure.

THE MAGNET—

This small piece of steel looks harmless enough, but it is none the less powerful. It is a terror to the unscrupulous dealer who would palm off steel for bronze metal goods. It requires no argument that bronze metal will outwear steel hardware. Especially is this true on house trimmings, as plating on steel will wear for a limited time only. However, bronze plating on steel has now been perfected so that on new goods it is a difficult matter to distinguish between the two metals. It is a well-known fact that a magnet will attract steel or iron, but has no effect on bronze metal or brass. Try it. We guarantee that every piece of goods in this catalog described as bronze metal will be furnished in that material. Upon your request we will send you a magnet gratis with your next order or will mail it to you whether you buy from us or not.



We earnestly solicit your patronage and correspondence and invite you to call and inspect our stock.

Respectfully yours,

REHM HARDWARE CO.

FRONT DOOR SET.




No. 2056.

Lock 5x3½ inch.
Escutcheon 7¼x2¼ inch, Knob 2¼ inch.

No. 2056. Front Door Set, Lock, Bronze Metal Front and Bolts, Steel Keys, 5-16ths Swivel Spindle. Bronze Metal Knobs and Escutcheons. Price, per set.....

INSIDE SETS.



Nos. 2057 and 2058.

Lock 3¼ inch. Knob 2¼ inch. 2 Escutcheons.
No. 2057. Lock Set, Lock, Bronze Set Doz. Metal Front and Bolts, Steel Key. Bronze Metal Knobs and Escutcheons.
No. 2058. Lock Set, same as No. 2057 set, only lock has electro bronze plated front and bolts, with bronze plated knobs and escutcheons.


INSIDE SETS:



No. 2059 and 2060.

Lock 3¼ inch. Knob 2¼ inch and 2 Escutcheons.
No. 2059. Lock Set, Lock, Electro Bronze Plated, Front and Bolts, Steel Key, Jet Knob, Electro Bronze Plated Escutcheons.
No. 2060. Lock Set same as No. 2059, except lock has brass front and bolts.

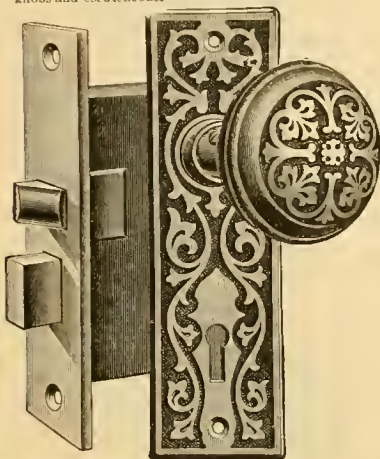
INSIDE SETS.



No. 5059.

Lock 3½x3¼ inches. Knobs 2¼ inches. Two escutcheons 5½x1¼ inches.

5059 Lock Set. Lock has steel front, and bolts bronze plated, steel key. Jet knobs and steel bronze plated escutcheons. Price per set.....



Nos. 5057 and 5058.

Lock 3½x3¼ inches. Knobs 2¼ inches. Two escutcheons 5½x1¼ inches.

5058 Lock Set Lock has steel front and bolts bronze plated, steel key. Knobs and escutcheons steel bronze plated. Price per set.....

5057 Lock Set. Lock has bronze metal front and bolts, steel key. Knobs and escutcheons are wrought bronze metal. Price per set.....



No. 5133.

Lock 3½x3¾ inches. Cold rolled steel case. Two escutcheons, 5¼x1¼ inches.

5133 Lock Set. Lock has bronze plated front, bolts and steel key. Jet knobs. Duplex spindle. Escutcheons are steel bronze plated. Price per set.....

FLUSH SASH LIFTS.



No. 5138 and No. 5139.

1½x3 inches

5138 Flush Sash Lifts, bronze metal.

Price per dozen.....

5139 Flush Sash Lifts, bronze plated.

Price per dozen.....



Lock 3½x3¾ inches. Cold rolled steel case. Knob 2¼ inches. Duplex spindle. Two escutcheons, 5¼x1¼ inches.

5132 Lock Set. Lock has bronze plated front, bolts and steel key. Knobs and escutcheons are steel bronze plated. Price per set.....

SLIDING DOOR LOCKS.



Lock 5½x3½ inch. Escutcheons 4x2¼ inch.
No. 1071. Double Sliding Door Set. Set Lock, Bronze Metal Front, Bolt and Key, 4 Bronze Metal Escutcheons.
No. 1072. Single Sliding Door Set. Lock, Bronze Metal Front, Bolt and Key, 2 Bronze Metal Escutcheons.
No. 1073. Double Sliding Door Set. Lock, Electro Bronze Front, Bronze Bolt and Key, 4 Electro Bronze Escutcheons.
No. 1074. Single Sliding Door Set. Lock, Electro Bronze Front, Bronze Bolt and Key, 2 Electro Bronze Escutcheons.

CYLINDER FRONT DOOR SETS.




No. 2078-1078 and 2079.

Lock $5\frac{1}{4} \times 4$ inches. Knobs $2\frac{1}{2} \times 2\frac{1}{4}$ inches.
Escutcheon $9\frac{3}{4} \times 2\frac{3}{4}$ inches.

- 2078 Front Door Set. Lock has bronze metal front, bolts and cylinder, 3 German silver keys, $\frac{3}{8}$ swivel spindle hubs. Bronze metal knobs and escutcheon.....
- 1078 Front Door Set, same as No. 2078, in old copper finish....
- 2079 Vestibule Door Set, to match set No. 2078.....

Per Set

INSIDE SETS.




No. 2062 and 1061.

Lock $3\frac{3}{4} \times 3\frac{3}{8}$ inches. Knobs $2\frac{1}{4}$ inches.
Two escutcheons $5\frac{3}{8} \times 1\frac{1}{2}$ inches.

Per Doz

- 2062 Lock Set. Lock has steel front, old copper finish steel key. Jet knobs. Steel escutcheons old copper finish.
- 1061 Lock Set. Same as 2062, with electro bronze, plated escutcheons and lock front.

FRONT DOOR SETS.




No. 2080-1080 and 2081.

Lock $4\frac{5}{8} \times 3\frac{5}{8}$ inches. Knobs $2\frac{1}{4}$ inches.
Escutcheon $7\frac{1}{4} \times 2$ inches.

- 2080 Front Door Set. Lock has bronze metal front, bolts, 3 steel keys, 5-16 swivel spindle hub. Bronze metal knobs and escutcheon.....
- 1080 Front Door Set. Same as No. 2080, in old copper finish.
- 2081 Vestibule Door Set, to match 2080.....

Per Set

SLIDING DOOR SETS.




Lock $5\frac{1}{4} \times 3\frac{3}{8}$ inches.
Escutcheons $4\frac{5}{8} \times 2\frac{1}{8}$ inches.

Per Set.

- 2086 Single Sliding Door Set. Lock has bronze metal front, bolts and key. Two escutcheons, bronze metal.....
- 2087 Double Sliding Door Set. Lock has bronze metal front, bolts and key. Four escutcheons, bronze metal....
- 2088 Single Sliding Door Set, same as No. 2086, in old copper finish, bronze metal....
- 2089 Double Sliding Door Set, same as No. 2087, in old copper finish, bronze metal....
- 1088 Single Sliding Door Set, same as No. 2086, in old copper finish on steel.....
- 1089 Double Sliding Door Set, same as No. 2087, in old copper finish on steel.....

INSIDE SETS.



No. 2082 to 2084.

Lock $3\frac{3}{4} \times 3\frac{3}{8}$ inches. Knobs $2\frac{1}{4}$ inches.
Two escutcheons $5\frac{3}{8} \times 1\frac{1}{2}$ inches.

Per Doz

- 2082 Lock Set. Lock has bronze metal front, bolts and steel key. Bronze metal knobs and escutcheons.....
- 2083 Lock Set, same as No. 2082, in old copper finish.....
- 2084 Lock Door Set, same as No. 2083, in old copper finish on steel.....

FLUSH SASH LIFTS.



$1\frac{1}{8} \times 3\frac{1}{2}$ inches.

Per Doz

- 2091 Flush Sash Lift, bronze metal.....
- 2092 Flush Sash Lift, bronze metal, old copper finish....
- 1091 Flush Sash Lift, steel electro bronze plated.....
- 2093 Flush Sash Lift, steel old copper finish.....

PUSH BUTTONS.




No. 2090 and 1090.

4×2 inches.

Each

- 2090 Push Button, bronze metal.
- 1090 Push Button, bronze metal, old copper finish.....

FRONT DOOR SETS.




Nos. 5270 and 5296.

Lock $5\frac{1}{2} \times 3\frac{3}{4}$ inches Knob $2\frac{1}{4}$ inches.
Inside Escutcheons $7\frac{1}{4} \times 2\frac{1}{4}$ inches.
Outside Escutcheon $10 \times 2\frac{1}{4}$ inches.

No. 5270 Cylinder Front Door Set. Lock has bronze metal front, $\frac{1}{2}$ swivel spindle hub, bronze metal bolts with cylinder and 3 keys. Knobs and escutcheons plain bronze metal.

No. 5296 Cylinder Front Door Set, same as No. 5270 in old copper finish.
Price per set.....

FRONT DOOR SETS.




Nos. 5272 & 5273.

Lock $4\frac{1}{2} \times 3\frac{3}{4}$ inches. Knobs $2\frac{1}{4}$ inches.
Escutcheons $7\frac{1}{4} \times 2\frac{1}{4}$ inches.

No. 5272 Front Door Set. Lock has bronze metal front 5-16 swivel spindle hub, bronze metal bolts and steel key. Knobs and escutcheons bronze metal.

No. 5273 Front Door Set. Same as No. 5272 in old copper finish.
Price per set.....

SLIDING DOOR LOCKS.



Nos. 5279 to 5284.

Lock $5\frac{1}{2} \times 3\frac{3}{4}$ inches. Escutcheons $5\frac{1}{4} \times 2\frac{1}{4}$ inches.

No. 5279 Single Sliding Door Lock. Lock has bronze metal front, bolt and key. Two plain bronze metal escutcheons.
Price per set.....

No. 5280 Double Sliding Door Set. Locks have bronze metal fronts, bolts and key. Four plain bronze metal escutcheons.
Price per set.....


No. 5281 Single Sliding Door Set Same as No. 5279 in old copper finish.
Price per set.....

No. 5282 Double Sliding Door Set. Same as No. 5280 in old copper finish.
Price per set.....

No. 5283 Single Sliding Door Set. Lock has steel front old copper finish, bronze bolts and key. Two steel escutcheons old copper finish.
Price per set.....

No. 5284 Double Sliding Door Set. Locks have steel fronts old copper finish, bronze bolts and key. Four escutcheons old copper finish.
Price per set.....

INSIDE SETS.



Nos. 5274 to 5276.


Lock $3\frac{1}{2} \times 3\frac{3}{4}$ inches. Knobs $2\frac{1}{4}$ inches.
Two Escutcheons $7\frac{1}{4} \times 2\frac{1}{4}$ inches.

No. 5274 Lock Set. Lock has bronze metal front, bolts and steel key. Knobs and Escutcheons plain bronze metal.

No. 5275 Lock Set. Same as No. 5274 in old copper finish.
Price per set.....

No. 5276 Lock Set. Lock has steel front old copper finish and steel key. Knobs and escutcheons steel old copper finish.
Price per set.....

INSIDE SETS.



No. 5277.

Lock $3\frac{1}{2} \times 3$ inches, 2 Escutcheons $5\frac{1}{2} \times 1\frac{3}{4}$ inches.

No. 5277 Lock Set. Lock has steel front old copper finish and steel key. Jet knobs with old copper shank. Steel escutcheons, old copper finish.
Price per set.....

FLUSH SASH LIFTS.



Nos. 5287, 5288, 5297.

$1\frac{1}{2} \times 3\frac{1}{4}$ inches.

No. 5287 Flush Sash Lifts. Plain bronze metal.
Price per dozen.....

No. 5288 Flush Sash Lifts. Bronze metal old copper finish.
Price per dozen.....

No. 5297 Flush Sash Lifts. Steel old copper finish.
Price per dozen.....

PUSH BUTTONS.



No. 5285.


$4\frac{1}{4} \times 2\frac{1}{2}$ inches.

No. 5285 Push Buttons. Plain bronze metal.
Price, each.....

No. 5266 Bronze Metal Push Button. Old copper finish.
Price, each.....

The above set is also finished in Bower Barff. Can furnish same on short notice and would be pleased to quote you prices upon application. If interested send us a complete list of Hardware wanted and we will quote you price on same all finished in Bower Barff to match.

FRONT DOOR SET

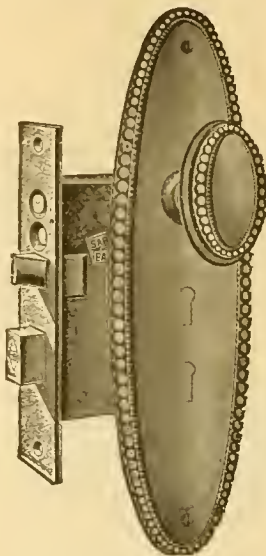


No. 5158

Lock, $5\frac{1}{2} \times 4$ inches. Knobs, $2\frac{1}{4} \times 1\frac{1}{2}$ inches. Outside Escutcheons, $10 \times 2\frac{7}{8}$ inches. Inside Escutcheons, $7\frac{1}{2} \times 2\frac{3}{4}$ inches.

5158. Lock Set. Lock has bronze metal front, polished antique copper finish, $\frac{3}{4}$ inch swivel spindle hub, bronze bolts, cylinder and three keys. Knobs and escutcheons wrought bronze metal, polished antique copper finish. Price, per set.....

FRONT DOOR SETS



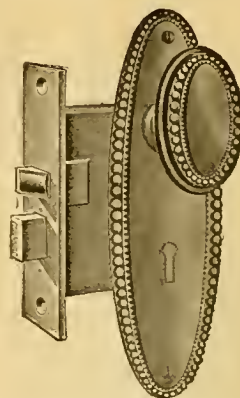
No. 5150

Lock, $4\frac{3}{4} \times 3\frac{1}{2}$ inches. Knobs, $2\frac{1}{4} \times 1\frac{1}{2}$ inches. Escutcheon, $10 \times 2\frac{7}{8}$ inches.

5150. Lock has bronze metal front, polished antique copper finish. 5-16 swivel spindle hub, bronze bolts and steel keys. Knobs and escutcheons, wrought bronze metal, antique copper finish. Price, per set

5172. Front Door Set. Same as No. 5150 in Steel. Price, per set.....

INSIDE LOCK SETS




Nos. 5153 and 5155

Lock, $3\frac{1}{2} \times 3\frac{1}{4}$ inches. Knobs, $2\frac{1}{4} \times 1\frac{1}{2}$ inches. Escutcheons, $7\frac{1}{2} \times 2\frac{3}{4}$ inches.

5153. Lock Set. Lock has bronze metal front, antique copper finish, bronze metal bolts and steel key. Knobs and escutcheons, wrought bronze metal, antique copper finish. Price, per set.....

5155. Lock Set. Lock has wrought steel front, antique copper finish, electro plated bolts, nickel plated steel key. Knobs and escutcheons, wrought steel, antique copper finish. Price, per set.....

SLIDING DOOR SETS



Nos. 5160 to 5165

Lock, $5\frac{1}{4} \times 3\frac{1}{4}$ inches. Escutcheons, $7\frac{1}{2} \times 2\frac{3}{4}$ inches.

5160. Double Sliding Door Set. Lock has iron front, antique copper finish, bronze bolt and key. Four escutcheons, wrought steel, antique copper finish. Price, per set

5161. Single Sliding Door Set. Lock has iron front, antique copper finish, bronze metal bolt and key. Two escutcheons, wrought steel, antique copper finish. Price, per set

5164. Double Sliding Door Set. Lock has bronze front, antique copper finish, bronze metal bolt and key. Four escutcheons, wrought bronze metal, antique copper finish. Price, per set.....

5165. Single Sliding Door Set. Lock has bronze metal front, antique copper finish, bronze bolts and key. Two escutcheons, wrought bronze metal, antique copper finish. Price, per set.....

PUSH BUTTON



No. 5208

5208. Push Button. Wrought bronze metal, antique copper finish. Price, each....

FLUSH SASH LIFTS



Nos. 5209 and 5179

5209. Flush Sash Lift. Wrought bronze metal, antique copper finish. Price, per dozen

5179. Flush Sash Lift. Wrought steel, antique copper finish. Price, per dozen....

DROP HANDLES




Nos. 5169 and 1169

5169. Drop Handle. Wrought bronze metal, antique copper finish. Price, per dozen

1169. Drop Handle. Wrought steel, antique copper finish. Price, per dozen....

PUSH PLATES



Nos. 5120 and 5121

5120. Push Plates. Wrought steel, antique copper finish. Price each.....

5121. Push Plates. Wrought bronze metal, antique copper finish. Price, each....

FRONT DOOR SETS.

FRONT DOOR SET.


PUSH PLATE.



No. 5146.

Lock 5 x 3½ inches. Cold rolled steel case. Knobs 2¼ inches, 5-16 duplex swivel spindle. Outside escutcheon 7¾ x 2¼ inches. Inside escutcheon 5 x 3½ inches.

5146 Cylinder Front Door Set. Lock has bronze metal front and cylinder antique copper finish, swivel spindle hub and three steel keys. Knobs and escutcheons wrought bronze metal, antique copper finish. Price per set.



No. 5140.

Lock 5 x 3½ inches. Cold rolled steel case. Knobs 2¼ inches, 5-16 duplex swivel spindle. Escutcheon 7¾ x 2½ inches.

5140 Front Door Set. Lock has bronze metal front, antique copper finish, bronze bolts, swivel spindle hub and three steel keys. Knobs and escutcheon wrought bronze metal, antique copper finish. Price per set..




No. 5247.

7¾ x 2¼ inches.

5247 Push Plate. Wrought bronze metal, antique copper finish. Price each...

INSIDE SETS.

INSIDE SET.




Nos. 5141-5147.

Lock 3¼ x 3¼ inches. Cold rolled steel case. Knobs 2¼ inches, 5-16 duplex spindle. Two escutcheons 5½ x 2 inches.

5141 Lock Set. Lock has bronze plated front and bolts, antique copper finish, steel keys. Knobs and escutcheons are steel, antique copper finish. Price per set.....

5147 Lock Set. Lock has bronze metal front, bolts and steel key. Knobs and escutcheons wrought bronze metal, antique copper finish. Price per set.....



No. 5142.

Lock 3¼ x 3¼ inches. Cold rolled steel case. Two escutcheons 5½ x 2 inches.

5142 Lock Set. Lock has bronze plated front and bolts, antique copper finish, steel key. Jet knobs, antique copper finish steel escutcheons. Price per set

SLIDING DOOR LOCKS.



Nos. 5143-5144-5148-5149.

Lock 5 x 3½ inches. Cold rolled steel case. Escutcheons 6½ x 2½ inches.

5143 Double Sliding Door Set. Locks have bronze plated fronts, antique copper finish, bronze bolts and key. Four steel antique copper finish escutcheons. Per set

5144 Single Sliding Door Set. Lock has bronze plated front, antique copper finish, bronze bolts and key. Two steel antique copper finish escutcheons. Price per set.....

5148 Double Sliding Door Set. Locks have bronze metal fronts, antique copper finish, bronze metal bolts and key. Four wrought bronze metal antique copper finish escutcheons. Price per set.....

5149 Single Sliding Door Set. Lock has bronze metal front, antique copper finish, bronze bolts and key. Two wrought bronze metal antique copper finish escutcheons. Price per set....

FLUSH SASH LIFTS.



No. 5145 and 5245.

1½ x 3 inches.

5145 Flush Sash Lift, steel, old copper finish. Price per dozen

5245 Flush Sash Lifts, bronze metal, old copper finish. Price per dozen.....

PUSH BUTTON.




No. 5246.

3½ x 2 inches.

5246 Push Button. Wrought bronze metal, antique copper finish. Price each...

FRONT DOOR SET



Nos. 2149 and 2150

Lock $4\frac{1}{2} \times 3\frac{1}{2}$ inches. Knobs $2\frac{1}{4}$ inches. 5-16ths swivel spindle. Outside escutcheon 10×3 inches. Inside escutcheon $7 \times 2\frac{1}{2}$ inches.

- 2149** Front Door Set. Lock has steel front, iron bolts, antique copper finish. Knobs and escutcheons are wrought steel, antique copper finish. Price per set.....
- 2150** Front Door Set. Lock has bronze metal front, antique copper finish, brass bolts and steel keys. Knobs and escutcheons are wrought bronze metal, antique copper finish. Price per set.....




Nos. 2157 and 2158

10×3 inches.

- 2157** Push Plate. Wrought bronze metal, antique copper finish. Price each.....
- 2158** Push Plate. Wrought steel, antique copper finish. Price each.....

SLIDING DOOR SET



Nos. 2254 to 2156

Lock $5\frac{1}{2} \times 3\frac{1}{2}$ inches. Escutcheons $7\frac{1}{2} \times 2\frac{1}{2}$ inches.

- 2154** Double Sliding Door Set. Lock has bronze metal front, antique copper finish, bronze bolts and key. Four wrought bronze metal escutcheons, antique copper finish. Price per set.
- 2153** Single Sliding Door Set. Lock has bronze metal front, antique copper finish, bronze bolts and key. Two wrought bronze metal escutcheons, antique copper finish. Price per set.
- 2155** Double Sliding Door Set. Lock has cast iron front, antique copper finish, bronze bolts and key. Four wrought steel escutcheons, antique copper finish. Price per set.....
- 2156** Single Sliding Door Set. Lock has cast iron front, antique copper finish, bronze bolts and key. Two wrought steel escutcheons, antique copper finish. Price per set.....

FLUSH SASH LIFT.




Nos. 2159 and 2151

- 2159** Flush Sash Lift. Wrought bronze metal, antique copper finish. Price per dozen.....
- 2151** Flush Sash Lift. Wrought steel, antique copper finish. Price per dozen..

NOTICE.

We do not recommend the use of steel front door lock sets for outside doors or where exposed to the weather, as severe changes in temperature or dampness will show its effects and make the goods look shoddy and rust out in a short time.

INSIDE LOCK SETS



Nos. 2152 and 2151

Lock $3\frac{1}{2} \times 3\frac{1}{4}$ inches. Knobs $2\frac{1}{4}$ inches. Escutcheons $7 \times 2\frac{1}{2}$ inches.

- 2152** Lock Set. Lock has bronze metal front, antique copper finish, bronze bolts and steel key. Knobs and escutcheons are wrought bronze metal, antique copper finish. Price per dozen.....
- 2151** Lock Set. Lock has steel front, antique copper finish, iron bolts and steel key. Knobs and escutcheons are wrought steel, antique copper finish. Price per dozen.....

CYLINDER FRONT DOOR LOCK

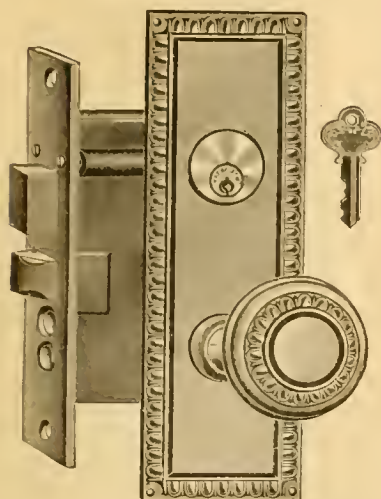


No. 2148

Lock $5\frac{1}{2} \times 4$ inches. Knobs $2\frac{1}{4} \times 2\frac{1}{4}$ inches. Outside escutcheon 10×3 inches. Inside escutcheon $7 \times 2\frac{1}{2}$ inches.

- 2148** Cylinder Front Door set. Lock has cast bronze metal front, antique copper finish, $\frac{3}{4}$ swivel spindle hub, bronze metal bolts and cylinder with three German silver keys. Knobs and escutcheons are wrought bronze metal, antique copper finish. Price per set.....

CYLINDER FRONT DOOR LOCK

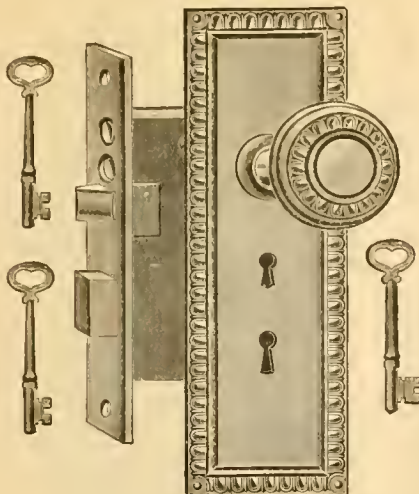


No. 5327

Lock 5x3 $\frac{3}{4}$ inches. Knobs 2 $\frac{1}{2}$ x2 $\frac{1}{4}$ inches. Outside escutcheon 10x2 $\frac{3}{4}$ inches. Inside escutcheon 6 $\frac{1}{2}$ x2 $\frac{1}{4}$ inches.

5327 Cylinder Front Door Set. Lock has cast bronze metal front, antique copper finish, $\frac{3}{8}$ swivel spindle hub, bronze metal bolts and cylinder with three German silver keys. Knobs and escutcheons are wrought bronze metal, antique copper finish. Price per set.....

FRONT DOOR SET



No. 5308

Lock 4 $\frac{5}{8}$ x3 $\frac{3}{8}$ inches. Knobs 2 $\frac{1}{4}$ inches. Outside escutcheon 8 $\frac{1}{2}$ x2 $\frac{3}{4}$ inches. Inside escutcheon 1 $\frac{3}{4}$ x1 inches.

5308 Front Door Set. Lock has cast bronze metal front, antique copper finish, 5-16 swivel spindle hub, bronze metal bolts and steel keys. Knobs and escutcheons are wrought bronze metal, antique copper finish. Price per set.....

PUSH PLATE




No. 5318

10x2 $\frac{1}{4}$ inches.

5318 Push Plate. Wrought bronze metal antique copper finish.

SLIDING DOOR LOCKS



Nos. 5314 to 5317

Lock 5 $\frac{1}{4}$ x3 $\frac{3}{8}$ inches. Escutcheons 6 $\frac{1}{2}$ x2 $\frac{1}{4}$ inches.


5314 Single Sliding Door Set. Lock has cast bronze metal front, antique copper finish, bronze bolts and key. Escutcheons are wrought bronze metal, antique copper finish. Price per set.....

5315 Double Sliding Door Set. Lock has cast bronze metal front, antique copper finish, bronze metal bolts and key. Escutcheons are wrought bronze metal, antique copper finish. Price per set.....

5316 Single Sliding Door Set. Lock has steel front, antique copper finish, steel bolts and bronze key. Two escutcheons, steel antique copper finish. Price per set.....

5317 Double Sliding Door Set. Lock has steel front, antique copper finish, steel bolts and bronze key. Four escutcheons, steel antique copper finish. Price per set.....

INSIDE SET



Nos. 5310 and 5311

Lock 3 $\frac{1}{4}$ x3 $\frac{1}{8}$ inches. Knobs 2 $\frac{1}{4}$ inches. Escutcheons 6 $\frac{1}{2}$ x2 $\frac{1}{4}$ inches.

5310 Lock Set. Lock has cast bronze metal front, antique copper finish, bronze metal bolts and steel key. Knobs and escutcheons are wrought bronze metal, antique copper finish. Price per set.....

5311 Lock Set. Lock has steel front, antique copper finish, iron bolts and steel key. Knobs and escutcheons are steel antique copper finish. Price per set.....

PUSH BUTTON



No. 5334

3 $\frac{1}{4}$ x2 $\frac{3}{8}$ inches.

5334 Electric Push Button. Wrought bronze metal, antique copper finish. Price each.....

FLUSH SASH LIFTS



Nos. 5312 and 5313

1 $\frac{1}{4}$ x3 $\frac{1}{8}$ inches.

5312 Flush Sash Lift. Steel, antique copper finish. Price per doz.....

5313 Flush Sash Lift. Wrought bronze metal, antique copper finish. Price per dozen.....

DROP HANDLE




No. 5320

1 $\frac{1}{2}$ x3 $\frac{1}{4}$ inches

5320 Drop Handle. Wrought bronze metal, antique copper finish.

FRONT DOOR SET




No. 5658

Lock, $5\frac{1}{2} \times 4$ inches. Knobs, $2\frac{1}{4}$ inches.
Outside escutcheon, $9\frac{1}{2} \times 2\frac{3}{4}$ inches. In-
side escutcheon, $7 \times 2\frac{1}{2}$ inches.

5658. Front Door Set. Lock has bronze
metal front, antique copper finish, $\frac{3}{8}$ -inch
swivel spindle hub, bronze bolts and three
keys. Knobs and escutcheons are wrought
bronze metal, polished old copper finish.
Price, per set.....

FRONT DOOR SETS



Nos. 5650 and 5651

Lock, $4\frac{3}{4} \times 3\frac{1}{2}$ inches. Knobs, $2\frac{1}{4}$ inches.
Outside escutcheons, $9\frac{1}{2} \times 2\frac{3}{4}$ inches. In-
side escutcheon, $7 \times 2\frac{1}{2}$ inches.

5650. Front Door Set. Lock has bronze
metal front, $\frac{7}{8}$ swivel spindle hub, bronze
metal bolts and steel keys. Knobs and es-
cutcheons are wrought bronze metal, an-
tique copper finish. Price, per set.....

5651. Front Door Set. Same as No. 5650
in steel with key-plate in place of escutcheon
on inside of door. Price, per set.....

FLUSH SASH LIFTS



Nos. 5609 and 5679

Size, $3\frac{3}{4} \times 1\frac{1}{2}$ inches

5609. Flush Sash Lifts. Wrought bronze
metal, antique copper finish. Price, per
doz.....

5679. Flush Sash Lifts. Wrought steel,
antique copper finish. Price, per doz.....

DROP HANDLES



Nos. 5669 and 5670

Size, $3\frac{3}{4} \times 1\frac{1}{2}$ inches.

5669. Drop Handle. Wrought bronze
metal, antique copper finish. Price, per
doz.....

5670. Drop Handle. Wrought steel,
antique copper finish. Price, per doz.....

PUSH BUTTONS




Nos. 5608 and 5610

Size, $3\frac{3}{4} \times 1\frac{1}{2}$ inches.

5608. Push Button. Wrought bronze
metal, antique copper finish. Price, each....

5610. Push Button. Wrought steel,
antique copper finish. Price, each.....

SLIDING DOOR SETS



Nos. 5660 to 5665

Lock, $5\frac{1}{4} \times 3\frac{1}{2}$. Escutcheons, $7 \times 2\frac{1}{2}$ inches.


5660. Double Sliding Door Set. Lock
has iron front, bronze bolts and steel key,
four escutcheons, wrought steel, antique
copper finish. Price, per set.....

5661. Single Sliding Door Set. Lock has
iron front, antique copper finish, bronze
bolts, and steel key. Two escutcheons,
wrought steel, antique copper finish. Price,
per set.....

5664. Double Sliding Door Set. Lock
has bronze metal front, bolts and key.
Four escutcheons, wrought bronze metal,
antique copper finish. Price, per set.....

5665. Single Sliding Door Set. Lock has
bronze metal front, bolts and key. Two
escutcheons, wrought bronze metal, antique
copper finish. Price, per set.....

INSIDE LOCK SETS



Nos. 5653 and 5655

Lock, $3\frac{1}{2} \times 3\frac{1}{2}$ inches. Knobs, $2\frac{1}{4}$ inches.
Escutcheons, $7 \times 2\frac{1}{2}$ inches.

5653. Inside Lock Set. Lock has bronze
metal front, antique copper finish, bronze
metal bolts and steel key. Knobs and es-
cutcheons are wrought bronze metal, an-
tique copper finish. Price, per dozen.....

5655. Inside Lock set. Lock has steel
front and bolts, antique copper finish, steel
key. Knobs and escutcheons steel, antique
copper finish. Price, per dozen.....

PUSH PLATES




Nos. 5620 and 5621

Size $9\frac{1}{2} \times 2\frac{1}{4}$ inches

5620. Push Plate. Wrought steel, an-
tique copper finish. Price, each.....

5621. Push Plate. Wrought bronze
metal, antique copper finish. Price, each....

FRONT DOOR SET




No. 4158

Lock, $5\frac{1}{2} \times 4$ inches. Knobs, $2\frac{1}{4}$ inches
Outside escutcheon, $10\frac{1}{2} \times 3$ inches. In-
side escutcheon, $8 \times 2\frac{5}{8}$ inches.

4158. Front Door Set. Lock has bronze
metal front, antique copper finish, $\frac{3}{8}$ -inch
swivel spindle hub, bronze bolts and three
keys. Knobs and escutcheons are wrought
bronze metal, polished old copper finish.
Price, per set.....

FRONT DOOR SETS




Nos. 4150 and 4151

Lock, $5 \times 3\frac{1}{4}$ inches. Knobs, $2\frac{1}{4}$ inches
Outside escutcheons, $10\frac{1}{2} \times 3$ inches. In-
side escutcheon, $8 \times 2\frac{5}{8}$ inches.

4150. Front Door Set. Lock has bronze
metal front, $\frac{3}{8}$ swivel spindle hub, bronze
metal bolts and steel keys. Knobs and es-
cutcheons are wrought bronze metal, an-
tique copper finish. Price, per set.....

4151. Front Door Set. Same as No. 4150
in steel with key-plate in place of escutcheon
on inside of door. Price, per set....

SLIDING DOOR SETS



No. 4160 to 4165

Lock, $5\frac{1}{2} \times 3\frac{1}{4}$. Escutcheons, $8 \times 2\frac{5}{8}$ inches

4160. Double Sliding Door Set. Lock
has iron front, bronze bolts and steel key,
four escutcheons, wrought steel, antique
copper finish. Price, per set.....

4161. Single Sliding Door set. Lock has
iron front, antique copper finish, bronze
bolts, and steel key. Two escutcheons,
wrought steel, antique copper finish. Price,
per set

4164. Double Sliding Door Set. Lock
has bronze metal front, bolts and key.
Four escutcheons, wrought bronze metal,
antique copper finish. Price, per set.....

4165. Single Sliding Door Set. Lock has
bronze metal front, bolts and key. Two
escutcheons, wrought bronze metal, antique
copper finish. Price, per set.....

INSIDE LOCK SETS



Nos. 4153 and 4155

Lock, $3\frac{1}{4} \times 3\frac{1}{4}$ inches. Knobs, $2\frac{1}{4}$ inches
Escutcheons, $8 \times 2\frac{5}{8}$ inches

4153. Inside Lock Set. Lock has bronze
metal front, antique copper finish, bronze
metal bolts and steel key. Knobs and es-
cutcheons are wrought bronze metal, an-
tique copper finish. Price, per dozen.....

4155. Inside Lock Set. Lock has steel
front and bolts, antique copper finish, steel
key. Knobs and escutcheons steel, antique
copper finish. Price, per dozen.....

FLUSH SASH LIFTS



Nos. 4109 and 4179

Size $3\frac{3}{4} \times 1\frac{1}{4}$ inches

4109. Flush Sash Lifts. Wrought bronze
metal, antique copper finish. Price, per
doz.

4179. Flush Sash Lifts. Wrought steel,
antique copper finish. Price, per doz.....

DROP HANDLES



Nos. 4169 and 4170

Size $3\frac{3}{4} \times 1\frac{1}{4}$ inches

4169. Drop Handle. Wrought bronze
metal, antique copper finish. Price, per
doz.

4170. Drop Handle. Wrought steel, an-
tique copper finish. Price, per doz.....

PUSH BUTTONS




No. 4108

Size $3\frac{3}{4} \times 1\frac{1}{4}$ inches

4108. Push Button. Wrought bronze
metal, antique copper finish. Price, each..

PUSH PLATES




Nos. 4120 and 4121

Size $10\frac{1}{2} \times 3$ inches

4120. Push Plate. Wrought steel, an-
tique copper finish. Price, each.....

4121. Push Plate. Wrought bronze
metal, antique copper finish. Price, each..

FRONT DOOR SET




No. 4358

Lock $5\frac{1}{2} \times 4$ inches. Knobs $2\frac{1}{4}$ inches. Outside escutcheon 3×10 inches. Inside escutcheon $7 \times 2\frac{1}{4}$ inches.

4358. Lock Set. Lock has cast bronze metal front, antique copper finish, $\frac{3}{8}$ -inch swivel spindle, bronze metal bolts, cylinder and three keys. Latch and dead bolts operated by one key. Knobs and escutcheons wrought bronze metal, antique copper finish. Price per set.....

FRONT DOOR SET



No. 4350

Lock $4\frac{3}{4} \times 3\frac{1}{2}$ inches. Knobs $2\frac{1}{4}$ inches. Outside escutcheon 3×10 inches. Inside escutcheon $7 \times 2\frac{1}{4}$ inches.

4350. Lock Set. Lock has cast bronze metal front, antique copper finish, $\frac{1}{2}$ inch swivel spindle, bronze metal bolts and three steel keys. Latch and dead bolts operated by one key. Knobs and escutcheons wrought bronze metal, antique copper finish. Price per set.....

SLIDING DOOR SETS



Nos. 4360 to 4365

Lock $5\frac{1}{4} \times 3\frac{1}{4}$ inches. Escutcheons $6 \times 2\frac{3}{4}$ inches.


4360. Double Sliding Door Set. Lock has steel front, antique copper finish, bronze metal bolt and key. Four escutcheons, wrought steel, antique copper finish. Price per set.....

4361. Single Sliding Door Set. Lock has steel front, antique copper finish, bronze metal bolt and key. Two escutcheons, wrought steel, antique copper finish. Price per set.....

4364. Double Sliding Door Set. Lock has bronze metal front, antique copper finish, bronze metal bolt and key. Four escutcheons, wrought bronze metal, antique copper finish. Price per set.....

4365. Single Sliding Door Set. Lock has bronze metal front, antique copper finish, bronze metal bolt and keys. Two escutcheons, wrought bronze metal, antique copper finish. Price per set.....

INSIDE LOCK SET




No. 4355

Lock $3\frac{1}{2} \times 3\frac{1}{4}$ inches. Knobs $2\frac{1}{4}$ inches. Escutcheons $7 \times 2\frac{1}{4}$ inches.

4355. Lock Set. Lock has wrought steel front, antique copper finish, brass plated bolts and steel key. Knobs and escutcheons wrought steel, antique copper finish. Price per set.....

INSIDE LOCK SET



No. 4353

Lock $3\frac{1}{2} \times 3\frac{1}{4}$ inches. Knobs $2\frac{1}{4}$ inches. Escutcheons $7 \times 2\frac{1}{4}$ inches.

4353. Lock has bronze metal front, antique copper finish, bronze metal bolts, easy spring and steel key. Knobs and escutcheons wrought bronze metal, antique copper finish. Price per set.....

PUSH PLATES

Size 3×10 inches.

4320. Push Plate. Wrought steel, antique copper finish. Price each.....

4321. Push Plate. Wrought bronze metal, antique copper finish. Price each.....

DROP HANDLES



4369. Drop Handles. Wrought bronze metal, antique copper finish. Each.....

4370. Drop Handles. Wrought steel, antique copper finish. Price each.....

Nos. 4320 and 4321

FLUSH SASH LIFTS



Size $3\frac{3}{4} \times 1\frac{1}{2}$ inches.

4309. Flush Sash Lifts. Wrought bronze metal, antique copper finish. Each.....

4379. Flush Sash Lifts. Wrought steel, antique copper finish. Price each.....


PUSH BUTTON

Size $3\frac{3}{4} \times 1\frac{1}{2}$ inches

4308. Push Button. Wrought bronze metal, antique copper finish. Price each.....



FRONT DOOR SET




No. 4458

Lock $5\frac{1}{2} \times 4$ inches. Knobs $2\frac{1}{4}$ inches. Outside escutcheon $10\frac{1}{2} \times 3$ inches. Inside escutcheon $7\frac{1}{2} \times 2\frac{3}{4}$ inches.

4458. Front Door Set. Lock has bronze metal front, antique copper finish, $\frac{3}{8}$ -inch swivel spindle hub, bronze bolts and three keys. Knobs and escutcheons are wrought bronze metal, polished antique copper finish. Price per set.....

FRONT DOOR SETS




Nos. 4450 and 4451

Lock $4\frac{7}{8} \times 3\frac{5}{8}$ inches. Knobs $2\frac{1}{4}$ inches. Outside escutcheon $10\frac{1}{2} \times 3$ inches. Inside escutcheon $7\frac{1}{2} \times 2\frac{3}{4}$ inches.

4450. Front Door Set. Lock has bronze metal front, $\frac{1}{8}$ -inch swivel spindle hub, bronze metal bolts and steel keys. Knobs and escutcheons are wrought bronze metal, antique copper finish. Price per set.....

4451. Front Door Set. Same as No. 4450 in steel, with key plate in place of escutcheon on the inside of door. Price per set....

SLIDING DOOR SETS



Nos. 4460 to 4465

Lock $5\frac{1}{2} \times 3\frac{1}{2}$. Escutcheons $7\frac{1}{2} \times 2\frac{3}{4}$ inches.

4460. Double Sliding Door Set. Lock has iron front, bronze bolts and steel key. Four escutcheons, wrought steel, antique copper finish. Price per set.....

4461. Single Sliding Door Set. Lock has iron front, antique copper finish, bronze bolts and steel key. Two escutcheons, wrought steel, antique copper finish. Price per set.....

4464. Double Sliding Door Set. Lock has bronze metal front, bolts and key. Four escutcheons, wrought bronze metal, antique copper finish. Price per set.....

4465. Single Sliding Door Set. Lock has bronze metal front, bolts and key. Two escutcheons, wrought bronze metal, antique copper finish. Price per set.....

INSIDE LOCK SETS



Nos. 4453 and 4455.

Lock $3\frac{3}{4} \times 3\frac{3}{4}$ inches. Knobs $2\frac{1}{4}$ inches. Escutcheons $7\frac{1}{2} \times 2\frac{3}{4}$ inches.

4453. Inside Lock Set. Lock has bronze metal front, antique copper finish, bronze metal bolts and steel key. Knobs and escutcheons are wrought bronze metal, antique copper finish. Price per doz.....

4455. Inside Lock Set. Lock has steel front and bolts, antique copper finish, steel key. Knobs and escutcheons steel, antique copper finish. Price per doz.....

PUSH PLATES



Nos. 4420 and 4421

Size $10\frac{1}{2} \times 3$ inches.

4420. Push Plate. Wrought steel, antique copper finish. Price each.....

4421. Push Plate. Wrought bronze metal, antique copper finish. Price each.....

FLUSH SASH LIFTS



Nos. 4409 and 4470

Size $4 \times 1\frac{3}{4}$ inches.

4409. Flush Sash Lifts. Wrought bronze metal, antique copper finish.

Price per doz.....

4470. Flush Sash Lifts. Wrought steel, antique copper finish.

Price per doz.....

DROP HANDLES



Nos. 4469 and 4470


Size $4 \times 1\frac{3}{4}$ inches.

4469. Drop Handle. Wrought bronze metal, antique copper finish.

Price per doz.....

4470. Drop Handle. Wrought steel, antique copper finish. Price per doz.....

CYLINDER FRONT DOOR SET




No. 5758

Lock, $5\frac{1}{2} \times 4$ inches. Knobs, $2\frac{1}{4}$ inches, $\frac{3}{4}$ swivel spindle. Outside escutcheon, 10×3 inches; inside escutcheon, $7\frac{1}{8} \times 2\frac{7}{8}$ inches.

5758. Cylinder Front Door Set. Lock has bronze metal front, antique copper finish, bronze metal bolts and three keys, latch and dead bolt operated by one key. Knobs and escutcheons wrought bronze metal, antique copper finish. Price, per set.....

FRONT DOOR SET




No. 5750

Lock, $4\frac{3}{4} \times 3\frac{1}{2}$ inches. Knobs, $2\frac{1}{4}$ inches, $\frac{1}{2}$ swivel spindle. Outside escutcheon, 10×3 inches; inside escutcheon, $7\frac{1}{8} \times 2\frac{7}{8}$ inches.

5750. Front Door Set. Lock has bronze metal front, antique copper finish, bronze metal bolts and three steel keys. Latch and dead bolt operated by one key. Knobs and escutcheons wrought bronze metal, antique copper finish. Price per set.....

SLIDING DOOR SETS



Nos. 5760 to 5765

Lock, $5\frac{3}{4} \times 3\frac{1}{4}$. Escutcheons, $7\frac{1}{8} \times 2\frac{7}{8}$ inches.


5760. Double Sliding Door Set. Lock has steel front, antique copper finish, bronze metal bolts and key. Four escutcheons, wrought steel, antique copper finish. Price, per set.....

5761. Single Sliding Door Set. Lock has steel front, antique copper finish, bronze metal bolts and key. Two escutcheons, wrought steel, antique copper finish. Price, per set.....

5764. Double Sliding Door Set. Lock has bronze metal front, antique copper finish, bronze metal bolts and key. Four wrought bronze metal escutcheons, antique copper finish. Price per set.....

5765. Single Sliding Door Set. Lock has bronze metal front, antique copper finish; bronze metal bolts and key. Two wrought bronze metal escutcheons, antique copper finish. Price per set.....

BRONZE METAL INSIDE SET




No. 5753

Lock, $3\frac{1}{2} \times 3\frac{1}{4}$ inches. Knobs, $2\frac{1}{4}$ inches. Escutcheons, $7\frac{1}{8} \times 2\frac{7}{8}$ inches.

5753. Lock Set. Lock has bronze metal front, antique copper finish; bronze metal bolts, semi-easy spring and steel keys. Knobs and escutcheon are wrought bronze metal, antique copper finish. Price, per set

STEEL INSIDE SET



No. 5755

Lock, $3\frac{1}{2} \times 3\frac{1}{4}$ inches. Knobs, $2\frac{1}{4}$ inches. Escutcheons, $7\frac{1}{8} \times 2\frac{7}{8}$ inches.

5755. Lock Set. Lock has steel front, antique copper finish; brass-plated bolts and steel keys. Knobs and escutcheons wrought steel, antique copper finish. Price, per set

PUSH PLATES

10×3 inches.

5720. Push Plate. Wrought steel, antique copper finish. Price, each.....

5721. Push Plate. Wrought bronze metal, antique copper finish. Price, each.....

DROP HANDLES



Nos. 5769 and 5770

Size, $3\frac{3}{4} \times 1\frac{1}{2}$ inches.

5769. Drop handles. Wrought bronze metal, antique copper finish. Price each....

5770. Drop Handles. Wrought steel, antique copper finish. Price each.....

FLUSH SASH LIFTS

Nos. 5709 and 5779.
Size, $3\frac{3}{4} \times 1\frac{1}{2}$ inches.

5709. Flush Sash Lifts. Wrought bronze metal, antique copper finish. Each.....

5779. Flush Sash Lifts. Wrought steel, antique copper finish. Price each.....

PUSH BUTTON


Size, $3\frac{3}{4} \times 1\frac{1}{2}$ inches.

5708. Push Buttons. Wrought bronze metal, antique copper finish. Each.....

FRONT DOOR SET

FRONT DOOR SETS


SLIDING DOOR SETS



No. 5958

Lock 5½x4 inches. Knobs 2¼x2¼ inches. Outside escutcheon 10x3 inches. Inside escutcheon 8x2½ inches.

5958. Front Door Set. Lock has bronze metal front, antique copper finish, ¾-inch swivel spindle hub, bronze bolts and three keys. Knobs and escutcheons are wrought bronze metal, polished old copper finish. Price per set.....




Nos. 5950 and 5951

Lock 4¾x3¼ inches. Knobs 2¼ inches. Outside escutcheon 10x2½ inches. Inside escutcheon 8x2½ inches.

5950. Front Door Set. Lock has bronze metal front, 5/16 swivel spindle hub, bronze metal bolts and steel keys. Knobs and escutcheons are wrought bronze metal, antique copper finish. Price per set.....

5951. Front Door Set. Same as No. 5950 in steel, with key plate in place of escutcheon on the inside of door. Price per set....



Nos. 5960 to 5965

Lock 4½x3½. Escutcheons 8x2½ inches. 5960. Double Sliding Door Set. Lock has iron front, bronze bolts and steel key. Four escutcheons, wrought steel, antique copper finish. Price per set.....

5961. Single Sliding Door Set. Lock has iron front, antique copper finish, bronze bolts and steel key. Two escutcheons, wrought steel, antique copper finish. Price per set.....

5964. Double Sliding Door Set. Lock has bronze metal front, bolts and key. Four escutcheons, wrought bronze metal, antique copper finish. Price per set.....

5965. Single Sliding Door Set. Lock has bronze metal front, bolts and key. Two escutcheons, wrought bronze metal, antique copper finish. Price per set.....

FLUSH SASH LIFTS



Nos. 5909 and 5979

Size 4 3/16x1 3/4 inches.

5909. Flush Sash Lifts. Wrought bronze metal, antique copper finish. Price per doz.....

5979. Flush Sash Lifts. Wrought steel, antique copper finish. Price per doz.....

DROP HANDLES



Nos. 5969 and 5970

Size 4 3/16x1 3/4 inches.

5969. Drop Handle. Wrought bronze metal, antique copper finish. Price per doz.....

5970. Drop Handle. Wrought steel, antique copper finish. Price per doz.....

PUSH BUTTONS




Nos. 5908 and 5910

Size 3 3/4x1 1/2 inches.

5908. Push Button. Wrought bronze metal, antique copper finish. Price each....

5910. Push Button. Wrought steel, antique copper finish. Price each.....

INSIDE LOCK SETS




Nos. 5953 and 5955

Lock 3¾x3½ inches. Knobs 2¼ inches. Escutcheons 8¼x2 7/16 inches.

5953. Inside Lock Set. Lock has bronze metal front, antique copper finish, bronze metal bolts and steel key. Knobs and escutcheons are wrought bronze metal, antique copper finish. Price per doz.....

5955. Inside Lock Set. Lock has steel front and bolts, antique copper finish, steel key. Knobs and escutcheons steel, antique copper finish. Price per doz.....

PUSH PLATES




Nos. 5920 and 5921

Size, 10x3 inches.

5920. Push Plate. Wrought steel, antique copper finish. Price each.....

5921. Push Plate. Wrought bronze metal, antique copper finish. Price each.....

FRONT DOOR SET

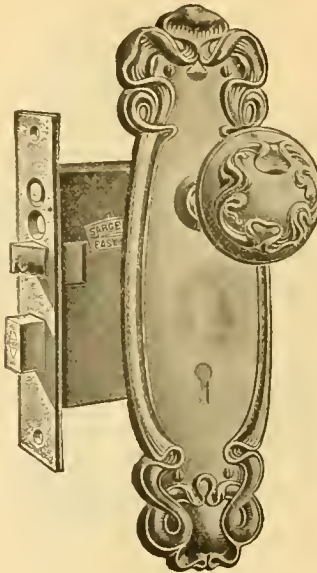


No. 5858

Lock, $5\frac{1}{2} \times 4$ inches. Knobs, $2\frac{1}{2} \times 2\frac{1}{4}$ inches. $\frac{3}{4}$ -inch swivel spindle. Outside escutcheon, $10\frac{1}{2} \times 2\frac{7}{8}$ inches. Inside escutcheon, $7\frac{3}{8} \times 2\frac{3}{8}$ inches.

5858. Cylinder Front Door Set. Lock has bronze metal front, antique copper finish, bronze metal bolts and three keys. Latch and dead bolts operated by one key. Knobs and escutcheons wrought bronze metal, antique copper finish. Price, per set

FRONT DOOR SETS




Nos. 5850 and 5851

Lock, $4\frac{3}{4} \times 3\frac{1}{2}$ inches. Knobs, $2\frac{1}{2} \times 2\frac{1}{4}$ inches. $\frac{1}{2}$ -inch swivel spindle. Outside escutcheons, $10\frac{1}{2} \times 2\frac{7}{8}$ inches. Inside escutcheon, $7\frac{3}{8} \times 2\frac{3}{8}$ inches.

5850. Front Door Set. Lock has bronze metal front, antique copper finish, bronze metal bolts and three steel keys. Latch and dead bolts operated by one key. Knobs and escutcheons wrought bronze metal, antique copper finish. Price, per set.....

5851. Front Door Set. Lock has steel front, antique copper finish, iron bolts and steel keys. Knobs and escutcheons are wrought steel, antique copper finish. Price, per set.....

SLIDING DOOR SETS



Nos. 5860 to 5865

Lock, $5\frac{1}{4} \times 3\frac{1}{4}$ inches. Escutcheons, $7\frac{3}{8} \times 2\frac{3}{8}$ inches.

5860. Double Sliding Door Set. Lock has iron front, antique copper finish, iron bolt and bronze key. Four escutcheons, wrought steel, antique copper finish. Price, per set.....

5861. Single Sliding Door Set. Lock has iron front, antique copper finish, iron bolt and bronze key. Two escutcheons, wrought steel, antique copper finish. Price, per set

5864. Double Sliding Door Set. Lock has bronze metal front, antique copper finish, bronze metal bolts and key, and four escutcheons, wrought bronze metal, antique copper finish. Price, per set.....

5865. Single Sliding Door Set. Lock has bronze, metal front, antique copper finish, bronze metal bolts and key, and two escutcheons, wrought bronze metal, antique copper finish. Price, per set.....

INSIDE LOCK SETS



Nos. 5853 and 5855

Lock, $3\frac{1}{2} \times 3\frac{1}{4}$ inches. Knobs, $2\frac{1}{4}$ inches. Escutcheons, $7\frac{3}{8} \times 2\frac{3}{8}$ inches.

5853. Lock Set. Lock has bronze metal front, antique copper finish, bronze metal bolts, semi-easy spring and steel key. Knobs and escutcheons are wrought bronze metal, antique copper finish. Price, per set

5855. Lock has steel front, antique copper finish, brass-plated bolts and steel keys. Knobs and escutcheons wrought steel, antique copper finish. Price, per set.....

PUSH BUTTON



No. 5808

$3 \times 1\frac{3}{4}$ inches.

5808. Push Button. Wrought bronze metal, antique copper finish. Each.....

FLUSH SASH LIFTS



Nos. 5809 and 5879

$3 \times 1\frac{3}{4}$ inches.

5809. Flush Sash Lifts. Wrought bronze metal, antique copper finish. Each.....

5879. Flush Sash Lift. Wrought steel, antique copper finish. Each.....

DROP HANDLES



Nos. 5869 and 5870

$3 \times 1\frac{3}{4}$ inches.

5869. Drop Handles. Wrought bronze metal, antique copper finish. Each.....

5870. Drop Handle. Wrought steel, antique copper finish. Each.....

PUSH PLATES




Nos. 5820 and 5821

5820. Push Plate. Wrought steel, antique copper finish. Each.....

5821. Push Plates. Wrought bronze metal, antique copper finish. Each.....

FRONT DOOR SET




No. 5458

Lock $5\frac{1}{2} \times 1$ inches. Knobs $2\frac{1}{4}$ inches. Outside escutcheon $10\frac{3}{4} \times 2\frac{7}{8}$ inches. Inside escutcheon $8\frac{1}{4} \times 2\frac{7}{16}$ inches.

5458. Front Door Set. Lock has bronze metal front, antique copper finish, $\frac{3}{8}$ -inch swivel spindle hub, bronze bolts and three keys. Knobs and escutcheons are wrought bronze metal, polished old copper finish. Price per set.....

FRONT DOOR SET



No. 5450

Lock $4\frac{3}{4} \times 3\frac{1}{2}$ inches. Knobs $2\frac{1}{4}$ inches. Outside escutcheon $10\frac{3}{4} \times 2\frac{7}{8}$ inches. Inside escutcheon $8\frac{1}{4} \times 2\frac{7}{16}$ inches.

5450. Front Door Set. Lock has bronze metal front, $\frac{5}{16}$ swivel spindle hub, bronze metal bolts and steel keys. Latch and dead bolts operated by one key. Knobs and escutcheons are wrought bronze metal, antique copper finish. Price per set.....

SLIDING DOOR SETS



Nos. 5460 to 5465

Lock $5\frac{1}{4} \times 3\frac{1}{2}$. Escutcheons $8\frac{1}{4} \times 2\frac{7}{16}$ inches.

5460. Double Sliding Door Set. Lock has iron front, bronze bolts and steel key. Four escutcheons, wrought steel, antique copper finish. Price, per set.....

5461. Single Sliding Door Set. Lock has iron front, antique copper finish, bronze bolts and steel key. Two escutcheons, wrought steel, antique copper finish. Price per set.....

5464. Double Sliding Door Set. Lock has bronze metal front, bolts and key. Four escutcheons, wrought bronze metal, antique copper finish. Price per set.....

5465. Single Sliding Door Set. Lock has bronze metal front, bolts and key. Two escutcheons, wrought bronze metal, antique copper finish. Price per set.....

INSIDE LOCK SETS



Nos. 5453 and 5455

Lock $3\frac{3}{4} \times 3\frac{1}{2}$ inches. Knobs $2\frac{1}{2}$ inches. Escutcheons $8\frac{1}{4} \times 2\frac{7}{16}$ inches.

5453. Lock Set. Lock has bronze metal front, antique copper finish, bronze metal bolts and steel key. Knobs and escutcheons are wrought bronze metal, antique copper finish. Price per doz.....

5455. Lock Set. Lock has steel front and bolts, antique copper finish, steel key. Knobs and escutcheons steel, antique copper finish. Price per doz.....

FLUSH SASH LIFTS



Nos. 5409 and 5479

5409. Flush Sash Lifts. Wrought bronze metal, antique copper finish.

Price per doz.....

5479. Flush Sash Lifts. Wrought steel, antique copper finish.

Price per doz.....

DROP HANDLES



Nos. 5469 and 5470

5469. Drop Handle. Wrought bronze metal, antique copper finish.

Price per doz.....

5470. Drop Handle. Wrought steel, antique copper finish. Price per doz.....

PUSH BUTTON



No. 5408

5408. Push Button. Wrought bronze metal, antique copper finish.

Price each.....

PUSH PLATES



Nos. 5420 and 5421

5420. Push Plate. Wrought steel, antique copper finish. Price each.....

5421. Push Plate. Wrought bronze metal, antique copper finish. Price each.....

CYLINDER FRONT DOOR SET.




No. 1250.

Lock $5\frac{1}{2} \times 4$ inches. Knobs $2\frac{1}{4} \times 2\frac{1}{4}$ inches. Outside escutcheon 12×3 inches. Inside escutcheon 11×3 inches.

1250 Front Door Set. Lock has cast bronze metal front, antique copper finish, $\frac{3}{4}$ inch swivel spindle hub, bronze bolts, and cylinder with three keys. Knobs and escutcheons cast bronze metal, polished antique copper finish. Price per set.....

SLIDING DOOR SET.




Nos. 1255 and 1256.

Lock $4\frac{1}{2} \times 3\frac{1}{2}$ inches.

1255 Single Sliding Door Set. Lock has cast bronze metal front, antique copper finish, bronze bolts and key. Two cast bronze metal escutcheons, polished antique copper finish. Price per set.....

1256 Double Sliding Door Set. Lock has cast bronze metal front, antique copper finish, bronze bolts and key. Four cast bronze metal escutcheons, polished antique copper finish. Price per set.....

FRONT DOOR SET.



No. 1252.

Lock $4\frac{3}{4} \times 3\frac{3}{4}$ inches. Knob $2\frac{1}{2}$ inches. Outside escutcheon $9\frac{3}{4} \times 2\frac{1}{2}$ inches.

1252 Front Door Set. Lock has cast bronze metal front, antique copper finish, $\frac{3}{4}$ inch swivel spindle hub, bronze bolts and steel keys. Knobs and escutcheons cast bronze metal, polished antique copper finish. Price per set.....

PUSH BUTTON.



No. 1257.

$7\frac{1}{2} \times 2\frac{1}{4}$ inches.

1257 Electric Push Button. Cast bronze metal, polished antique copper finish. Price each.....

FLUSH SASH LIFT.



No. 1258.

$1\frac{3}{4} \times 4\frac{1}{2}$ inches.


1258 Flush Sash Lift. Cast bronze metal, polished antique copper finish. Price each.....

PUSH PLATE.

12×3 inches.

1260 Push Plate. Cast bronze metal, polished old copper finish. Same design as above. Price each.....

INSIDE SET.



No. 1254.

Lock $3\frac{1}{2} \times 3\frac{1}{4}$ inches. Knobs $2\frac{1}{4}$ inches. Two escutcheons $7\frac{1}{4} \times 2\frac{1}{4}$ inches.

1254 Lock Set. Lock has cast bronze metal front, antique copper finish, bronze bolts and steel key. Knobs and escutcheons are cast bronze metal polished, antique copper finish. Price per set.....

STORE DOOR LOCK AND HANDLES.



No. 1259.

Lock $5 \times 3\frac{1}{2}$ inches. Handles $18\frac{1}{2} \times 3\frac{1}{4}$ inches.

1259 Store Door Lock and Handles. Lock has bronze metal front, antique copper finish, bronze metal bolts and cylinder, three keys. Cast bronze metal handles, antique copper finish. Price per set.....

BOWER BARFF OR RUSTLESS IRON.

CYLINDER FRONT DOOR SET.




No. B078.

Lock 5 x 3 3/4 inches. Knobs 2 1/2 x 2 1/4 inches. Outside escutcheon 10 x 2 1/4 inches. Inside escutcheon 7 x 2 inches.

B078 Cylinder Lock Set. Lock has iron front, rustless iron finish, 3/4 swivel spindle, bronze bolts and three keys. Knobs and escutcheons wrought rustless iron finish. Price per set

SLIDING DOOR SETS.



Nos. B086 and B087.

Lock 5 1/2 x 3 3/4 inches. Escutcheons 5 x 2 inches.

B086 Single Sliding Door Set. Lock has iron front, rustless iron finish, bronze metal bolt and key. Two wrought rustless iron finish escutcheons. Price per set

B087 Double Sliding Door Set. Lock has iron front, rustless iron finish. Bronze metal bolts and key. Four wrought rustless iron finish escutcheons. Price per set


DRAWER PULL.



No. B332.
3 3/4 inches.

B332 Wrought Drawer Pull. Rustless iron finish. Price per doz.

FRONT DOOR SET.




No. B080.

Lock 4 1/2 x 3 3/4 inches. Knobs 2 1/4 inches. Outside escutcheon 7 x 2 1/4 inches. Inside escutcheon 1 1/4 x 1 1/4 inches.

B080 Front Door Lock Set. Lock has iron front, rustless iron finish, 3/4 swivel spindle, bronze metal bolts and steel keys. Wrought knobs and escutcheon, rustless iron finish. Price per set


DRAWER KNOBS.



No. B607.
1 1/8 inches.

B607 Cast iron drawer knob, rustless iron finish. Price per doz.


CUPBOARD CATCH.



No. B476.

B476 Wrought cupboard catch, rustless iron finish. Price per doz.

CUPBOARD TURN.



No. B498.

B498 Wrought Cupboard Turn, rustless iron finish. Price per doz.

BAR SASH LIFT.



No. B385.

B385 Bar Sash Lift. Cast iron rustless iron finish. Price per doz.

INSIDE SET.



No. B082.

Lock 3 3/8 x 3 3/4 inches. Knobs 2 1/4 inches. Escutcheons 5 3/4 x 2 inches.

B082 Lock Set. Lock has iron front, rustless iron finish, bronze bolts, easy spring and steel key. Wrought knob and escutcheon, rustless iron finish. Price per set

SASH FASTENER.



No. B298.

1/2 size cut.

B298 Sash Fastener. Cast iron rustless iron finish. Price per doz.

BUTTS.



No. B528.

B528 Butts 2 1/2 x 2 1/2 inches, imitation rustless iron finish. Price per pair.

B528 Butts 3 x 3 inches, imitation rustless iron finish. Price per pair


B528 Butts 3 1/2 x 3 1/2 inches, imitation rustless iron finish. Price per pair

B528 Butts 4 x 4 inches, imitation rustless iron finish. Price per pair

B528 Butts 4 1/2 x 4 1/2 inches, imitation rustless iron finish. Price per pair

B528 Butts 5 x 5 inches, imitation rustless iron finish. Price per pair

Price on Genuine Rustless Iron Finish Butts, quoted upon application.


NICKEL PLATED GOODS.**BATH ROOM DOOR SET.****No. N080.**

Lock $3\frac{1}{2} \times 3\frac{1}{4}$ inches. Knob $2\frac{1}{4}$ inches. Escutcheon $5\frac{1}{4} \times 2$ inches.

N080 Lock Set. Lock has bronze metal front and bolts, nickel plated, easy spring, and operated by thumb knob. Knob and escutcheon are bronze metal polished, nickel plated. Knob and escutcheon on bath-room side only. Any knob and escutcheon can be used for other side of door.
Price per set.....

INSIDE LOCK SET.

N082 Lock Set. Lock $3\frac{1}{2} \times 3\frac{1}{4}$ inches, bronze front and bolts. 1 pair bronze metal knobs, $2\frac{1}{4}$ inches, and 2 bronze metal escutcheons, $5\frac{1}{4} \times 2$ inches, nickel plated.
Price per set.....

DRAWER PULLS.**Nos. N329 and N332.**

Size $3\frac{1}{4}$ inches.

N329 Wrought Steel Drawer Pull. Polished, nickel plated.
Per doz.....

N332 Wrought Bronze Metal Drawer Pull. Polished, nickel plated.
Per doz.....

BAR SASH LIFTS.**No. N381 to No. N385**


N381 Bar sash lift, 4 inches, cast iron; nickel plated.
Per doz.....

N382 Bar sash lift, 5 inches, cast iron, nickel plated.
Per doz.....

N385 Bar sash lift, 5 inches, bronze metal, polished, nickel plated.
Per doz.....


BASE KNOBS.**No. N606**

N606 Base Knob. Rubber tipped, steel screw, Nickel plated.
Per doz.....

INDICATOR BOLT.**No. N490.**

Size of case, $2\frac{1}{2} \times 2\frac{1}{2}$ inches. Indicator, $3\frac{1}{4}$ inches. Operated by T handle from inside. When locked the word "Occupied" is shown on the dial outside, and when unlocked the word "Open" appears.

N490 Bronze Metal Indicator Bolt. For doors from 1 to $1\frac{3}{4}$ inch thick; nickel plated.
Price each.....

DRAWER KNOBS.**No. N607.**

$1\frac{1}{2}$ inches.


N607 Bronze Metal Drawer Knob. Nickel plated.
Price per doz.....

CUPBOARD CATCHES.**Nos. N474 and N476.**

One-half size cut.

N474 Wrought Steel Cupboard Catch. Nickel plated.
Price per doz.....

N476 Bronze Metal Cupboard Catch. Nickel plated.
Price per doz.....

CUPBOARD TURNS.**Nos. N495 and N498.**

One-half size cut.

N495 Wrought Steel Cupboard Turn. Nickel plated.
Price per doz.....

N498 Wrought Bronze Metal Cupboard Turn. Nickel plated.
Price per doz.....

CASEMENT ADJUSTERS.**No. N421**

$\frac{3}{8}$ inch wrought rod, cast trimming.

N421 Nickel Plated Casement Adjuster. 12 inches.
Price each.....

N421 Nickel Plated Casement Adjuster. 14 inches.
Price each.....

SASH FASTENERS.**Nos. N295 and N298.**

One-half size cut.

N295 Sash Fastener. Cast iron, nickel plated.
Per doz.....

N298 Sash Fastener. Bronze metal, nickel plated.
Per doz.....

BUTTS.**Nos. N530 and N531.**

N530 Steel Polished Nickel Plated Butts. $2\frac{1}{2} \times 2\frac{1}{2}$ inches.
Price per pair.....

N531 Steel Unpolished Nickel Plated Butts. $2\frac{1}{2} \times 2\frac{1}{2}$ inches.
Price per pair.....

BUTTS.**Nos. N519 and N522.**

N522 Steel Polished Nickel Plated Butts.
Price per pair.....

N519 Steel Nickel Plated Butts, unpolished.
Price per pair.....

Above butts are loose pins, and we carry the following sizes in stock: 3×3 , $3\frac{1}{2} \times 3\frac{1}{2}$, 4×4 , $4\frac{1}{2} \times 4\frac{1}{2}$ and 5×5 .

FRONT DOOR SET.




No. 8420.

Lock, 5¼x4 inches. Knobs, 2¼x1½ inches. Outside escutcheon, 10x2½ inches. Inside escutcheon, 7½x23-16 inches.

8420 Lock Set. Lock has bronze metal front, polished old brass finish. ¾ inch swivel spindle hub, bronze bolts, cylinder and three keys. Knobs and escutcheons wrought bronze metal polished light old brass finish, dark background. Price per set.....

FRONT DOOR SET.




No. 8421.

Lock, 4¼x3¼ inches. Knobs, 2¼x1½ inches. Escutcheon, 10x2½ inches.

8421 Lock has bronze metal front, polished old brass finish, 5-16 swivel spindle hub, bronze bolts and steel keys. Knobs and escutcheons wrought bronze metal, light old brass finish, dark background. Price per set.....

INSIDE LOCK SETS.



No. 8422 and 8423.

Lock, 3¼x3¼ inches. Knobs, 2¼x1½ inches. Escutcheons, 7½x23-16 inches.

8422 Lock Set. Lock has bronze metal front, polished old brass finish, bronze metal bolts, easy spring and steel key. Knobs and escutcheons wrought bronze metal, light old brass finish, dark background. Price per set.....

8423 Lock Set. Lock has wrought steel front, polished old brass finish, electro plated bolts, nickel plated steel key. Knobs and escutcheons wrought steel, light old brass finish, dark background. Price per set.....

SLIDING DOOR SETS.



Nos. 8424 to 8427.

Lock, 5¼x3¼ inches. Escutcheons, 7½x23-16 inches.

8424 Double Sliding Door Set. Lock has bronze front, light polished old brass finish, bronze metal bolt and key. Four escutcheons, wrought bronze metal, light old brass finish dark background. Price per set.....

8425 Single Sliding Door Set. Lock has bronze metal front, polished old brass finish, bronze bolts and key. Two escutcheons, wrought bronze metal, light old brass finish dark background. Price per set.....

8426 Double Sliding Door Set. Lock has iron front, polished old brass finish, bronze bolt and key. Four escutcheons, wrought steel, light old brass finish dark background. Price per set.....

8427 Single Sliding Door Set. Lock has iron front, polished old brass finish, bronze metal bolt and key. Two escutcheons, wrought steel, light old brass finish dark background. Price per set.....

PUSH BUTTON.



No. 8430.

Size 4x1¼ inches.

8430 Push Button for electric bells. Wrought bronze metal, light polished old brass finish, dark background. Price each.....

FLUSH SASH LIFTS.



Nos. 8428 and 8429.

8428 Flush Sash Lift. Wrought bronze metal, polished light old brass finish dark background. Price per dozen.....

8429 Flush Sash Lift. Wrought steel, polished old brass finish, dark background. Price per dozen.....

DROP HANDLES.



Nos. 8433 and 8434.

8433 Drop Handle. Wrought bronze metal, polished light old brass finish dark background. Price per dozen.....

8434 Drop Handle. Wrought steel, polished light old brass finish dark background. Price per dozen.....

PUSH PLATE.




Nos. 8432 and 8436.

Size 10x2½ inches.

8432 Push Plates. Wrought bronze metal polished old brass finish dark background. Price each.....

8436 Push Plates. Wrought steel, light old brass finish dark background. Price each.....

FRONT DOOR SET



No. 8358

Lock $5\frac{1}{2} \times 4$ inches. Knobs $2\frac{1}{4}$ inches.
Outside escutcheon 3×10 inches. Inside
escutcheon $7 \times 2\frac{1}{4}$ inches.

8358. Lock Set. Lock has cast bronze
metal front, dull brass finish, $\frac{3}{8}$ -inch swivel
spindle, bronze metal bolts, cylinder and
three keys. Latch and dead bolts operated
by one key. Knobs and escutcheons wrought
bronze metal, dull brass finish.

Price, per set.....

INSIDE LOCK SET



No. 8353

Lock $3\frac{1}{2} \times 3\frac{1}{4}$ inches. Knobs $2\frac{1}{4}$ inches.
Escutcheons $7 \times 2\frac{1}{4}$ inches.

8353. Lock has bronze metal front, dull
brass finish, bronze metal bolts, easy spring
and steel key. Knobs and escutcheons
wrought bronze metal, dull brass finish.

Price, per set.....

FRONT DOOR SET




No. 8350

Lock $4\frac{1}{4} \times 3\frac{1}{2}$ inches. Knobs $2\frac{1}{4}$ inches.
Outside escutcheon 3×10 inches.
Inside escutcheon $7 \times 2\frac{1}{4}$ inches.

8350. Lock Set. Lock has cast bronze
metal front, dull brass finish, $\frac{5}{16}$ inch
swivel spindle, bronze metal bolts and three
steel keys. Latch and dead bolts operated
by one key. Knobs and escutcheons wrought
bronze metal, dull brass finish.

Price, per set.....

INSIDE LOCK SET



No. 8355.

Lock $3\frac{1}{2} \times 3\frac{1}{4}$ inches. Knobs $2\frac{1}{4}$ inches.
Escutcheons $7 \times 2\frac{1}{4}$ inches.

8355. Lock Set. Lock has wrought
steel front, dull brass finish, brass plated
bolts and steel key. Knobs and escutcheons
wrought steel, dull brass finish.

Price, per set.....

FLUSH SASH LIFTS



Size $3\frac{1}{4} \times 1\frac{1}{2}$ inches.

8309. Flush Sash Lifts. Wrought bronze
metal, dull brass finish. Each.....

8379. Flush Sash Lifts. Wrought Steel,
dull brass finish. Price, each.....

SLIDING DOOR SETS



Nos. 8360 to 8365

Lock $5\frac{1}{4} \times 3\frac{1}{4}$ inches.

Escutcheons $6 \times 2\frac{3}{4}$ inches.

8360. Double Sliding Door Set. Lock has
steel front, dull brass finish, bronze metal
bolt and key. Four escutcheons, wrought
steel, dull brass finish.

Price, per set.....

8361. Single Sliding Door Set. Lock has
steel front, dull brass finish, bronze metal
bolt and key. Two escutcheons, wrought
steel, dull brass finish.

Price, per set.....

8364. Double Sliding Door Set. Lock has
bronze metal front, dull brass finish, bronze
metal bolt and key. Four escutcheons,
wrought bronze metal, dull brass finish.

Price, per set.....

8365. Single Sliding Door Set. Lock has
bronze metal front, dull brass finish, bronze
metal bolt and keys. Two escutcheons,
wrought bronze metal, dull brass finish.

Price, per set.....

PUSH PLATES

Size 3×10 inches.

8320. Push Plate
Wrought steel,
dull brass finish.

Price, each.....

8321. Push Plate.
Wrought bronze
metal, dull brass
finish.

Price, each.....

DROP HANDLES



8369. Drop Hand-
les. Wrought
bronze metal, dull
brass finish.

Each.....

8370. Drop Hand-
les. Wrought
steel, dull brass
finish.

Price, each.....

No. 8321.

PUSH BUTTON


Size $1\frac{1}{4} \times 1\frac{1}{2}$ inches.

8308. Push Button.
Wrought bronze metal, dull
brass finish.

Price, each.....



CYLINDER FRONT DOOR SET




No. 9658

Lock, $5\frac{1}{2} \times 4$ inches. Knobs, $2\frac{1}{4}$ inches.

Outside escutcheon, $9\frac{1}{2} \times 2\frac{3}{4}$ inches. Inside escutcheon, $7 \times 2\frac{1}{2}$ inches.

9658. Front Door Set. Lock has bronze metal front, dull brass finish, $\frac{3}{8}$ -inch swivel spindle hub, bronze bolts and three keys. Knobs and escutcheons are wrought bronze metal, dull brass finish. Price, per set....

FRONT DOOR SETS



Nos. 9650 and 9651


Lock, $4\frac{3}{4} \times 3\frac{1}{2}$ inches. Knobs, $2\frac{1}{4}$ inches.

Outside escutcheon, $9\frac{1}{2} \times 2\frac{3}{4}$ inches. Inside escutcheon, $7 \times 2\frac{1}{2}$ inches.

9650. Front Door Set. Lock has bronze metal front, $\frac{1}{2}$ -inch swivel spindle hub, bronze metal bolts and steel keys. Knobs and escutcheons are wrought bronze metal, dull brass finish. Price, per set.....

9651. Front Door Set. Same as No. 9650, in steel, with key plate in place of escutcheon on inside of door. Price, per set

SLIDING DOOR SETS



Nos. 9660 to 9665

Lock, $4\frac{1}{2} \times 3\frac{1}{2}$. Escutcheons, $7 \times 2\frac{1}{2}$ inches.

9660. Double Sliding Door Set. Lock has iron front, bronze bolts and steel key, four escutcheons, wrought steel, dull brass finish. Price, per set.....

9661. Single Sliding Door Set. Lock has iron front, dull brass finish, bronze bolts and steel key. Two escutcheons, wrought steel, dull brass finish. Price, per set.....

9664. Double Sliding Door Set. Lock has bronze metal front, bolts and key. Four escutcheons, wrought bronze metal, dull brass finish. Price, per set.....

9665. Single Sliding Door Set. Lock has bronze metal front, bolts and key. Two escutcheons, wrought bronze metal, dull brass finish. Price, per set.....

FLUSH SASH LIFTS



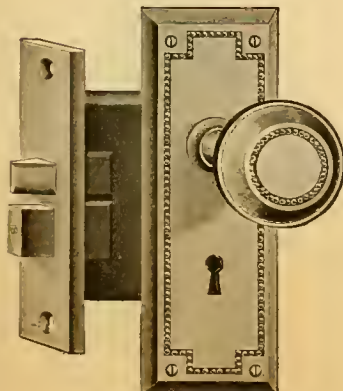
Nos. 9609 and 9679

Size, $3\frac{3}{4} \times 1\frac{1}{2}$ inches.

9609. Flush Sash Lifts. Wrought bronze metal, dull brass finish. Price, per doz....

9679. Flush Sash Lifts. Wrought steel, dull brass finish. Price, per doz.....

INSIDE LOCK SETS



Nos. 9653 and 9655

Lock, $3\frac{1}{2} \times 3\frac{1}{2}$ inches. Knobs, $2\frac{1}{4}$ inches.

Escutcheons, $7 \times 2\frac{1}{2}$ inches.

9653. Inside Lock Set. Lock has bronze metal front, dull brass finish, bronze metal bolts and steel key. Knobs and escutcheons are wrought bronze metal, dull brass finish. Price, per doz.....

9655. Inside Lock Set. Lock has steel front and bolts, dull brass finish, steel key. Knobs and escutcheons steel, dull brass finish. Price, per doz.....

DROP HANDLES



Nos. 9669 and 9670

Size, $3\frac{3}{4} \times 1\frac{1}{2}$ inches.

9669. Drop Handle. Wrought bronze metal, dull brass finish. Price, per doz....

9670. Drop Handle. Wrought steel, dull brass finish. Price, per doz.....

PUSH BUTTONS




Nos. 9608 and 9610

Size, $3\frac{3}{4} \times 1\frac{1}{2}$ inches.

9608. Push Button. Wrought bronze metal, dull brass finish. Price, each.....

9610. Push Button. Wrought steel, dull brass finish. Price, each.....

PUSH PLATES




Nos. 9620 and 9621

Size, $9\frac{1}{2} \times 2\frac{3}{4}$ inches.

9620. Push Plate. Wrought steel, dull brass finish. Price, each.....

9621. Push Plate. Wrought bronze metal, dull brass finish. Price, each.....

CYLINDER FRONT DOOR SET



No. 9958

Lock $5\frac{1}{2} \times 4$ inches. Knobs $2\frac{1}{4} \times 2\frac{1}{4}$ inches. Outside escutcheon 10×3 inches. Inside escutcheon $8 \times 2\frac{1}{2}$ inches.

9958. Front Door Set. Lock has bronze metal front, dull brass finish, $\frac{3}{8}$ -inch swivel spindle hub, bronze bolts and three keys. Knobs and escutcheons are wrought bronze metal, dull brass finish.

Price per set.....

INSIDE LOCK SETS




Nos. 9953 and 9955

Lock $3\frac{1}{2} \times 2\frac{1}{4}$ inches. Knobs $2\frac{1}{4}$ inches. Escutcheons $8 \times 2\frac{1}{2}$ inches.

9953. Inside Lock Set. Lock has bronze metal front, dull brass finish, bronze metal bolts and steel key. Knobs and escutcheons are wrought bronze metal, dull brass finish.

Price per doz.....
9955. Inside Lock Set. Lock has steel front and bolts, dull brass finish, steel key. Knobs and escutcheons steel, dull brass finish. Price per doz.....

FRONT DOOR SETS



Nos. 9950 and 9951

Lock $4\frac{3}{4} \times 3\frac{1}{2}$ inches. Knobs $2\frac{1}{4}$ inches. Outside escutcheon 10×3 inches. Inside escutcheon $8 \times 2\frac{1}{2}$ inches.

9950. Front Door Set. Lock has bronze metal front, $\frac{5}{16}$ swivel spindle hub, bronze metal bolts and steel keys. Knobs and escutcheons are wrought bronze metal, dull brass finish. Price per set.....

9951. Front Door Set. Same as No. 9950, in steel with key plate in place of escutcheon on inside of door. Price per set.....

FLUSH SASH LIFTS



Nos. 9909 and 9979

Size $4\frac{3}{8} \times 16 \times 1\frac{1}{4}$ inches

9909. Flush Sash Lifts. Wrought bronze metal, dull brass finish.

Price per doz.....
9979. Flush Sash Lifts. Wrought steel, dull brass finish.

Price per doz.....

DROP HANDLES



Nos. 9969 and 9970

Size $4\frac{3}{8} \times 16 \times 1\frac{1}{4}$ inches

9969. Drop Handle. Wrought bronze metal, dull brass finish.

Price per doz.....
9970. Drop Handle. Wrought steel, dull brass finish. Price per doz.....

PUSH BUTTONS




Nos. 9908 and 9910

Size $3\frac{1}{2} \times 1\frac{1}{2}$ inches.

9908. Push Button. Wrought bronze metal, dull brass finish. Price each.....

9910. Push Button. Wrought steel, dull brass finish. Price each.....

SLIDING DOOR SETS



Nos. 9960 to 9965

Lock $4\frac{1}{2} \times 3\frac{1}{2}$. Escutcheons $8 \times 2\frac{1}{2}$ inches.
9960. Double Sliding Door Set. Lock has iron front, bronze bolts and steel key. Four escutcheons, wrought steel, dull brass finish. Price per set.....

9961. Single Sliding Door Set. Lock has iron front, dull brass finish, bronze bolts and steel key. Two escutcheons, wrought steel, dull brass finish.

Price per set.....

9964. Double Sliding Door Set. Lock has bronze metal front, bolts and key. Four escutcheons, wrought bronze metal, dull brass finish. Price per set.....

9965. Single Sliding Door Set. Lock has bronze metal front, bolts and key. Two escutcheons, wrought bronze metal, dull brass finish. Price per set.....

PUSH PLATES



Nos. 9920 and 9921

Size 10×3 inches.

9920. Push Plate. Wrought steel, dull brass finish. Price each.....

9921. Push Plate. Wrought bronze metal, dull brass finish. Price each.....

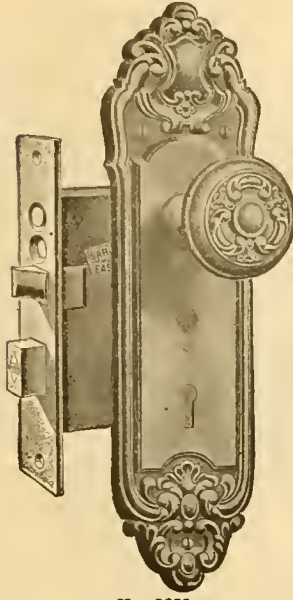
CYLINDER FRONT DOOR SET



No. 8658

Lock, $5\frac{1}{2} \times 4$ inches. Knobs, $2\frac{1}{4}$ inches.
Outside Escutcheons, $10\frac{3}{4} \times 2\frac{3}{4}$ inches.
Inside Escutcheons, $8\frac{1}{4} \times 2\frac{3}{4}$ inches.
8658. Front Door Set. Lock has bronze metal front, dull brass finish, $\frac{3}{8}$ -inch swivel spindle hub, bronze bolts and three keys. Knobs and escutcheons are wrought bronze metal, dull brass finish. Price, per set

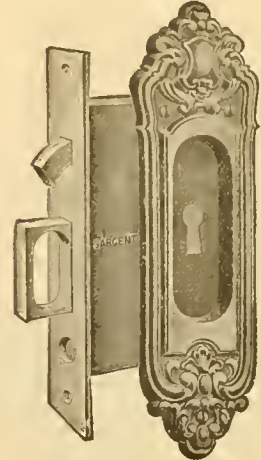
FRONT DOOR SET



No. 8650

Lock, $4\frac{1}{4} \times 3\frac{1}{2}$ inches. Knobs, $2\frac{1}{4}$ inches.
Outside Escutcheon, $10\frac{1}{4} \times 2\frac{3}{4}$ inches. Inside Escutcheon, $8\frac{1}{4} \times 2\frac{3}{4}$ inches.
8650. Front Door Set. Lock has bronze metal front, 5-16 swivel spindle hub, bronze metal bolts and steel keys. Latch and dead bolts operated by one key. Knobs and escutcheons are wrought bronze metal, dull brass finish. Price, per set

SLIDING DOOR SETS



Nos. 8660 to 8665

Lock, $5\frac{1}{4} \times 3\frac{1}{2}$. Escutcheons, $8\frac{1}{4} \times 2\frac{3}{4}$ inches.


8660. Double Sliding Door Set. Lock has iron front, bronze bolts and steel key. Four escutcheons, wrought steel, dull brass finish. Price, per set

8661. Single Sliding Door Set. Lock has iron front, dull brass finish, bronze bolts and steel key. Two escutcheons, wrought steel, dull brass finish. Price, per set

8664. Double Sliding Door Set. Lock has bronze metal front, bolts and key. Four escutcheons, wrought bronze metal, dull brass finish. Price, per set

8665. Single Sliding Door Set. Lock has bronze metal front, bolts and key. Two escutcheons, wrought bronze metal, dull brass finish. Price, per set

INSIDE LOCK SETS



Nos. 8653 and 8655

Lock, $3\frac{3}{4} \times 3\frac{1}{2}$ inches. Knobs, $2\frac{1}{2}$ inches.
Escutcheons, $8\frac{1}{4} \times 2\frac{3}{4}$ inches.
8653. Lock Set. Lock has bronze metal front, dull brass finish, bronze metal bolts and steel key. Knobs and escutcheons are wrought bronze metal, dull brass finish. Price, per doz

8655. Lock Set. Lock has steel front and bolts, dull brass finish, steel key. Knobs and escutcheons steel, dull brass finish. Price, per doz

FLUSH SASH LIFTS



Nos. 8609 and 8679

8609. Flush Sash Lifts. Wrought bronze metal, dull brass finish. Price, per doz....

8679. Flush Sash Lifts. Wrought steel, dull brass finish. Price, per doz

DROP HANDLES



No. 8669 and 8670

Size, $4\frac{7}{8} \times 1\frac{1}{4}$.

8669. Drop Handle. Wrought bronze metal, dull brass finish. Price, per set....

8670. Drop Handle. Wrought steel, dull brass finish. Price, per doz

PUSH BUTTON



No. 8608

8608. Push Button. Wrought bronze metal, dull brass finish. Price, each

PUSH PLATES




Nos. 8620 and 8621

8620. Push Plate. Wrought steel, dull brass finish. Price, each

8621. Push Plate. Wrought bronze metal, dull brass finish. Price, each

CYLINDER FRONT DOOR SET




No. 8758

Lock, $5\frac{1}{2} \times 4$ inches. Knobs, $2\frac{1}{4}$ inches, $\frac{3}{4}$ swivel spindle. Outside escutcheon, 10×3 ; inside escutcheon, $7\frac{1}{2} \times 2\frac{7}{16}$ inches.

8758. Cylinder Front Door Set. Lock has bronze metal front, dull brass finish, bronze metal bolts and three keys, latch and dead bolts operated by one key. Knobs and escutcheons wrought bronze metal, dull brass finish. Price, per set.....

FRONT DOOR SET

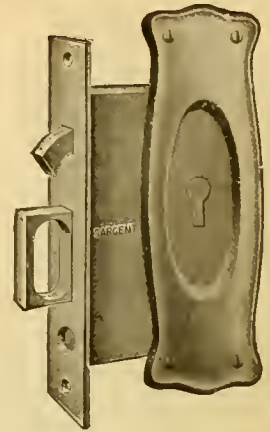


No. 8750

Lock $4\frac{1}{2} \times 3\frac{3}{4}$ inches. Knobs $2\frac{1}{4}$ inches, 5-16 swivel spindle. Outside escutcheon, 10×3 inches; inside escutcheon, $7\frac{1}{2} \times 2\frac{7}{16}$ inches.

8750. Front Door Set. Lock has bronze metal front, dull brass finish, bronze metal bolts and three steel keys. Latch and dead bolts operated by one key. Knobs and escutcheons wrought bronze metal, dull brass finish. Price, per set.....

SLIDING DOOR SETS



No. 8760 to 8765

Lock, $5\frac{1}{4} \times 3\frac{1}{4}$. Escutcheons, $7\frac{1}{2} \times 2\frac{7}{16}$ inches.


8760. Double Sliding Door Set. Lock has steel front, dull brass finish; bronze metal bolts and key. Four escutcheons, wrought steel, dull brass finish. Price, per set

8761. Single Sliding Door Set. Lock has steel front, dull brass finish; bronze metal bolts and key. Two escutcheons, wrought steel, dull brass finish. Price, per set

8764. Double Sliding Door Set. Lock has bronze metal front, dull brass finish, bronze metal bolts and key. Four wrought bronze metal escutcheons, dull brass finish. Price, per set

8765. Single Sliding Door Set. Lock has bronze metal front, dull brass finish; bronze metal bolts and key. Two wrought bronze metal escutcheons, dull brass finish. Price, per set

BRONZE METAL INSIDE SET




No. 8753.

Lock, $3\frac{1}{2} \times 3\frac{1}{4}$ inches. Knobs, $2\frac{1}{4}$ inches. Escutcheons, $7\frac{1}{2} \times 2\frac{7}{16}$ inches.

8753. Lock Set. Lock has bronze metal, front, dull brass finish; bronze metal bolts, semi-easy spring and steel keys. Knobs and escutcheons are wrought bronze metal, dull brass finish. Price, per set.....

STEEL INSIDE SET



No. 8755.

Lock, $3\frac{1}{2} \times 3\frac{1}{4}$ inches. Knobs, $2\frac{1}{4}$ inches. Escutcheons, $7\frac{1}{2} \times 2\frac{7}{16}$ inches.

8755. Lock Set. Lock has steel front, dull brass finish; brass-plated bolts and steel keys. Knobs and escutcheons wrought steel, dull brass finish. Price, per set.....

DROP HANDLES

 $3\frac{3}{4} \times 1\frac{1}{2}$ inches

8769. Drop Handles. Wrought bronze metal, dull brass finish. Price each.....

8770. Drop Handles. Wrought steel, dull brass finish. Price, each.....

FLUSH SASH LIFTS

 $3\frac{3}{4} \times 1\frac{1}{2}$ inches.

8709. Flush Sash Lifts. Wrought bronze metal, dull brass finish. Price, each

8779. Flush Sash Lifts. Wrought steel dull brass finish. Price, each.....

PUSH PLATES

10×3 inches.

8721. Push Plate.

Wrought bronze metal, dull brass finish. Price, each

8720. Push Plate.

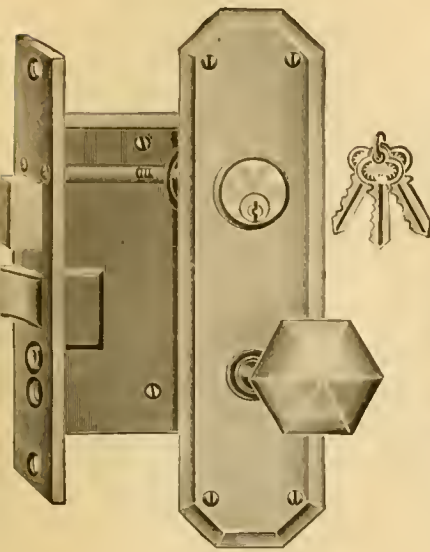
Wrought steel, dull brass finish. Price, each

PUSH BUTTON

$3\frac{3}{4} \times 1\frac{1}{2}$ inches

8708. Push Buttons. Wrought bronze metal, dull brass finish. Price, each.....

CYLINDER FRONT DOOR SET

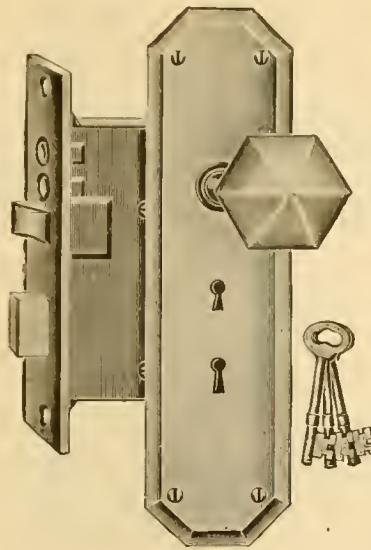


No. 9158

Lock, 5½x3¼ inches. Knobs, 2½x2¼ inches. Outside Escutcheon, 19x2¼ inches. Inside Escutcheon, 7x2¼ inches.

9158. Front Door Set. Lock has bronze metal front, dull brass finish. ¾-inch swivel spindle hub, bronze bolts and three keys. Knobs and escutcheons are wrought bronze metal, dull brass finish. Price, per set

FRONT DOOR SET




No. 9150.

Lock, 5x3½ inches. Knobs, 2¼ inches. Outside Escutcheon, 10x2¼ inches. Inside Escutcheon, 7x2¼ inches.

9150. Front Door Set. Lock has bronze metal front, 5-16 swivel spindle hub, bronze metal bolts and steel keys. Knobs and escutcheons are wrought bronze metal, dull brass finish. Price, per set

SLIDING DOOR SETS



Nos. 9160 to 9165

Lock, 5x4 inches. Escutcheons, 7x2½ inches.


9160. Double Sliding Door Set. Lock has iron front, bronze bolts and steel key. Four escutcheons, wrought steel, dull brass finish. Price, per set

9161. Single Sliding Door Set. Lock has iron front, dull brass finish, bronze bolts and steel key. Two escutcheons, wrought steel, dull brass finish. Price, per set

9164. Double Sliding Door Set. Lock has bronze metal front, bolts and key. Four escutcheons, wrought bronze metal, dull brass finish. Price, per set

9165. Single Sliding Door Set. Lock has bronze metal front, bolts and key. Two escutcheons, wrought bronze metal, dull brass finish. Price, per set

INSIDE LOCK SETS



Nos. 9153 and 9155

Lock, 3¾x3½ inches. Knobs, 2¼ inches. Escutcheons, 7x2½ inches.

9153. Inside Lock Set. Lock has bronze metal front, dull brass finish, bronze metal bolts and steel key. Knobs and escutcheons are wrought bronze metal, dull brass finish. Price, per doz

9155. Inside Lock Set. Lock has steel front and bolts, dull brass finish, steel key. Knobs and escutcheons steel, dull brass finish. Price, per doz

FLUSH SASH LIFTS




Nos. 9109 and 9179

Size, 3x1½ inches.

9109. Flush Sash Lifts. Wrought bronze metal, dull brass finish. Price, per doz

9179. Flush Sash Lifts. Wrought steel, dull brass finish. Price, per doz

DROP HANDLES



Nos. 9169 and 9170

Size, 3x1½ inches.

9169. Drop Handle. Wrought bronze metal, dull brass finish. Price, per doz

9170. Drop Handle. Wrought steel, dull brass finish. Price, per doz

PUSH BUTTON




No. 9108

Size, 4x2½ inches.

9108. Push Button. Wrought bronze metal, dull brass finish. Price, each

PUSH PLATES




Nos. 9120 and 9121

Size, 10x2¼ inches.

9120. Push Plate. Wrought steel, dull brass finish. Price, each

9121. Push Plate. Wrought bronze metal, dull brass finish. Price, each

FRONT DOOR SET

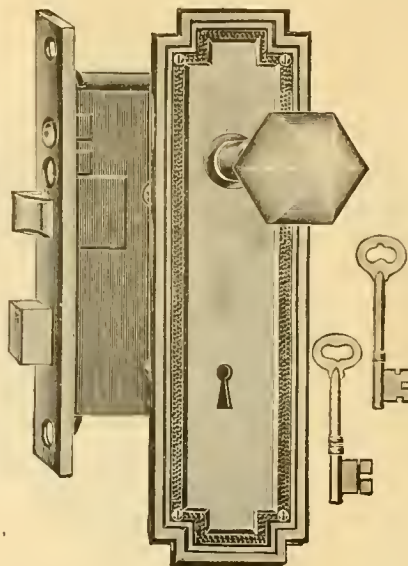


No. 9358

Lock, $3\frac{3}{4} \times 3\frac{3}{4}$ inches. Knobs, $2\frac{1}{4} \times 2\frac{1}{4}$ inches. Outside escutcheon, $10 \times 3\frac{1}{8}$ inches. Inside escutcheon, $8 \times 2\frac{3}{8}$ inches.

No. 9358. Lock Set. Lock has bronze metal front, polished dull brass finish. $\frac{3}{8}$ inch swivel spindle hub, bronze bolts, cylinder and three keys. Knobs cast bronze metal. Escutcheon wrought bronze metal polished, dull brass finish, dark background. Price, per set.....

FRONT DOOR SET



No. 9350 and 9351

Lock, $5 \times 3\frac{1}{2}$ inches. Knobs, $2\frac{1}{4}$ inches. Outside escutcheon, $10 \times 3\frac{1}{8}$ inches. Inside escutcheon, $8 \times 2\frac{3}{8}$ inches.

No. 9350. Lock has bronze metal front, polished dull brass finish. $\frac{1}{2}$ inch swivel spindle hub, bronze bolts and steel keys. Knobs and escutcheons wrought bronze metal, dull brass finish, dark background. Price, per set.....

No. 9351. Front Door Set. Same as No. 9350, in steel. Price, per set.....

PUSH PLATE



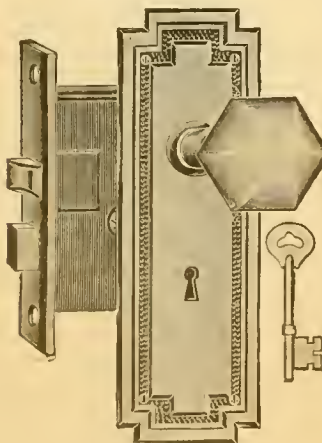
No. 9321 and 9320

Size $10 \times 3\frac{1}{8}$ inches.

No. 9321. Push Plate. Wrought bronze metal, dull brass finish, dark background. Price, each.....

No. 9320. Push Plate. Wrought steel, dull brass finish, dark background. Price, each.....

INSIDE LOCK SET



No. 9353 and 9355

Lock, $3\frac{3}{4} \times 3\frac{1}{2}$ inches. Knobs, $2\frac{1}{4}$ inches. Escutcheons, $8 \times 2\frac{3}{8}$ inches.

No. 9353. Lock Set. Lock has bronze metal front, polished dull brass finish, bronze metal bolts, steel key. Knobs and escutcheons wrought bronze metal, dull brass finish, dark background. Price, per set.....

No. 9355. Lock Set. Lock has wrought steel front, dull brass finish, brass plated bolts and steel key. Knobs and escutcheons wrought steel, dull brass finish, dark background. Price, per set.....

PUSH
BUTTON

No. 9308

Size, $4 \times 2\frac{1}{2}$ inches.

No. 9308. Push Button for electric bells, wrought bronze metal, dull brass finish, dark background. Price, each.....

FLUSH
SASH
LIFTNo. 9309
and 9379

Size, $3\frac{3}{4} \times 1\frac{3}{4}$ inches.

No. 9309. Flush Sash Lift, wrought bronze metal, dull brass finish, dark background. Price, per doz.....

No. 9379. Flush Sash Lifts, wrought steel, dull brass finish, dark background. Price, per dozen.....

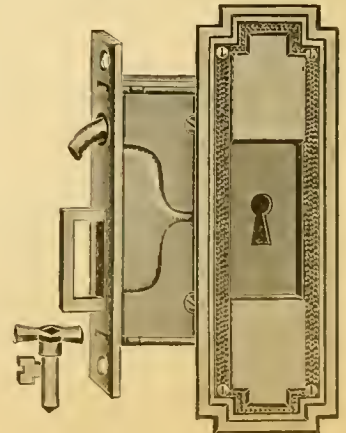
DROP
HANDLENo. 9369
and 9370

Size $3\frac{3}{4} \times 1\frac{3}{4}$ inches.

No. 9369. Drop Handle, wrought bronze metal, dull brass finish, dark background. Price, per dozen.....

No. 9370. Drop Handles, wrought steel, dull brass finish, dark background. Price, per dozen.....

SLIDING DOOR SETS



No. 9360 to 9365

Lock 5×1 ins. Escutcheons, $7\frac{1}{2} \times 2\frac{3}{4}$ ins.


No. 9360. Double Sliding Door Set. Lock has steel front, dull brass finish, bronze metal bolt and key. Four escutcheons, wrought steel, dull brass finish, dark background. Price, per set....

No. 9361. Single Sliding Door Set. Lock has steel front, dull brass finish, bronze metal bolt and key. Two escutcheons, wrought steel, dull brass finish, dark background. Price, per set.....

No. 9364. Double Sliding Door Set. Lock has bronze front, polished dull brass finish, bronze metal bolt and key. Four escutcheons, wrought bronze metal, dull brass finish, dark background. Price, per set.....

No. 9365. Single Sliding Door Set. Lock has bronze metal front, polished dull brass finish, bronze metal bolts and key. Two escutcheons, wrought bronze metal, dull brass finish, dark background. Price, per set.....

FRONT DOOR SET




No. 9558

Lock, $5\frac{1}{4} \times 4$ inches. Hexagon Knobs, $2\frac{1}{4}$ inches; $\frac{3}{8}$ -inch swivel spindle. Outside escutcheon, $10\frac{1}{2} \times 2\frac{1}{2}$ inches. Inside escutcheon, $7\frac{1}{4} \times 2\frac{1}{2}$ inches.

No. 9558. Cylinder Front Door Set. Lock has bronze metal front, antique brass sand blast finish, bronze bolts and cylinder, with three keys. Knobs and escutcheons are wrought bronze metal, antique brass sand blast finish. Rim of knobs and edge of escutcheons polished brass. Price, per set

INSIDE DOOR SET



No. 9553 and 9555

Lock, $3\frac{1}{4} \times 3\frac{1}{2}$ inches. Hexagon Knobs, $2\frac{1}{4}$ inches. Escutcheons, $7\frac{1}{4} \times 2\frac{1}{2}$ inches.

No. 9553. Lock Set. Lock has bronze metal front, antique brass sand blast finish, brass bolts and steel key. Knobs and escutcheons are wrought bronze metal, antique brass sand blast finish. Rim of knobs and edge of escutcheons polished brass. Price, per set..

No. 9555. Lock Set. Lock has iron front antique brass finish, iron bolts and steel key. Knobs and escutcheons are wrought steel, antique brass sand blast finish. Rim of knobs and edges of escutcheons polished brass finish. Price, per set.....

FRONT DOOR SET



No. 9550

Lock $4\frac{1}{2} \times 3\frac{1}{2}$ inches. Hexagon Knobs $2\frac{1}{4}$ inches. Outside escutcheon $10\frac{1}{2} \times 2\frac{1}{2}$ inches. Inside escutcheon $7\frac{1}{4} \times 2\frac{1}{2}$ inches.

No. 9550. Front Door Set. Lock has bronze metal front, antique brass sand blast finish, bronze bolts and steel keys. Knobs and escutcheons are wrought bronze metal, antique brass sand blast finish. Rim of knobs and edge of escutcheons polished brass. Price, per set

SASH LIFTS



No. 9509 and 9579

$4\frac{1}{2} \times 1\frac{3}{8}$ inches.

No. 9509. Flush Sash Lift. Wrought bronze metal, antique brass sand blast finish. Edges polished brass. Price, per doz.

No. 9579. Flush Sash Lift. Steel, antique brass sand blast finish. Edges polished brass. Price, per doz.....

DROP HANDLES

No. 9569. Drop Handle. Wrought bronze metal, antique brass sand blast finish. Edges polished brass finish. Price, per doz.....



No. 9569 and 9570
Size $4 \times 1\frac{5}{8}$ inches.

No. 9570. Drop Handle. Wrought steel, antique brass sand blast finish. Edges polished brass finish. Price, per doz.

PUSH BUTTON

No. 9508. Push button. Wrought bronze metal, antique brass sand blast finish. Edges polished brass finish. Price, each



No. 9508
Size, $4 \times 1\frac{5}{8}$ inches.

SLIDING DOOR SETS



No. 9560 to 9565

Locks $5\frac{1}{4} \times 3\frac{1}{2}$ inches. Escutcheons $7\frac{1}{2} \times 2\frac{1}{2}$ inches.

No. 9560. Double Sliding Door Set. Locks have iron front, antique brass sand blast finish, iron bolts and brass key. Four wrought steel escutcheons, antique brass sand blast finish. Edges of escutcheons polished brass finish. Price, per set

No. 9561. Single Sliding Door Set. Lock has iron front, antique brass sand blast finish, iron bolts and brass key. Two escutcheons wrought steel, antique brass sand blast finish. Edges of escutcheons polished brass finish. Price, per set

No. 9564. Double Sliding Door Set. Lock has bronze metal front, antique brass sand blast finish, brass bolts and key. Four wrought bronze metal escutcheons, antique brass sand blast finish. Edges of escutcheons polished brass. Price per set.....

No. 9565. Single Sliding Door Set. Lock has bronze, metal front, antique brass sand blast finish, brass bolts and key. Two escutcheons wrought bronze metal, antique brass sand blast finish. Edges of escutcheons polished brass. Price, per set.....

PUSH PLATE

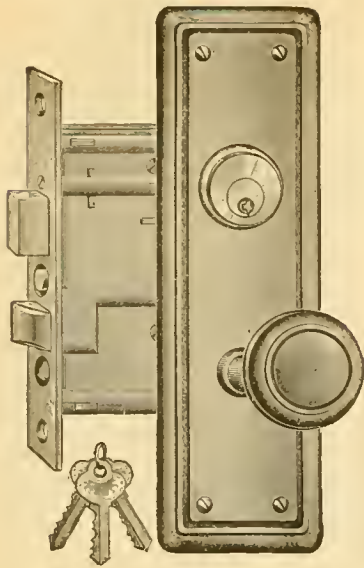
No. 9521. Push Plate. Wrought bronze metal, antique brass sand blast finish. Edges polished brass. Price each....

No. 9520. Push Plate. Wrought steel, antique brass sand blast finish. Edges polished brass finish. Price, each....



No. 9521 and 9520
Size $10\frac{1}{2} \times 7\frac{3}{4}$.

FRONT DOOR SET




No. 8146

Lock $5\frac{3}{4} \times 3\frac{3}{4}$ inches. Cold rolled steel case. Knobs $2\frac{1}{2} \times 2\frac{1}{4}$ inches, $\frac{3}{8}$ swivel spindle. Outside escutcheon $10 \times 2\frac{3}{4}$ inches. Inside escutcheon $7 \times 2\frac{3}{4}$ inches.

8146 Cylinder Front Door Set. Lock has bronze metal front antique brass sand blast finish, shaded, bronze bolts and cylinder with three keys. Knobs and escutcheons are wrought bronze metal antique brass sand blast finish, shaded. Outside rim of knobs and escutcheons polished brass. Price per set.....

FRONT DOOR SET




Nos. 8140 and 8130

Lock $5 \times 3\frac{1}{2}$ inches. Cold rolled steel case. Knobs $2\frac{1}{4}$ inches, $\frac{3}{8}$ swivel spindle. Outside escutcheon $10 \times 2\frac{3}{4}$ inches. Inside escutcheon $7 \times 2\frac{3}{4}$ inches.

8140 Front Door Set. Lock has bronze metal front antique brass sand blast finish, bronze bolts and steel keys. Knobs and escutcheons are wrought bronze metal antique brass sand blast finish, shaded. Outside rim of knobs and escutcheons polished brass. Price per set.....

8130 Front Door Set. Lock has steel front antique brass sand blast finish, iron bolts and steel keys. Knobs and escutcheons are wrought steel, antique brass sand blast finish, shaded. Outside rim of knobs and escutcheons polished brass finish. Price per set.....

PUSH PLATE



Nos. 8143 and 8133

$10 \times 2\frac{3}{4}$ inches.

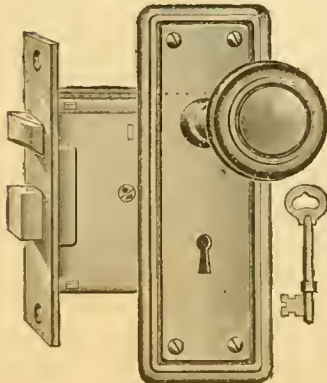
8143 Push Plate. Wrought bronze metal, antique brass sand blast finish, shaded. Outside rim polished brass. Price each.....

No. 8133.

$10 \times 2\frac{1}{4}$ inches.

8133 Push Plate. Wrought steel, antique brass sand blast finish, shaded. Outside rim polished brass finish. Price each.....

INSIDE LOCK SET



No. 8147.

Lock $3\frac{3}{4} \times 3\frac{3}{4}$ inches. Knobs $2\frac{1}{4}$ inches. Escutcheons $7 \times 2\frac{3}{4}$ inches.

8147 Lock Set. Lock has bronze metal front, antique brass sand blast finish, brass bolts and steel key. Knobs and escutcheons are wrought bronze metal antique brass sand blast finish, shaded. Outside rim of knobs and escutcheons polished brass. Price per set.....

8137 Lock Set. Lock has iron front, antique brass finish, iron bolts and steel key. Knobs and escutcheons are wrought steel antique brass sand blast finish, shaded. Outside rim of knobs and escutcheons polished brass finish. Price per set.....



Nos. 8141 and 8131.

$4 \times 2\frac{3}{4}$ inches.

8141 Push Button. Wrought bronze metal antique brass sand blast finish, shaded. Outside rim highly polished brass. Price each....

8131 Push Button. Wrought steel, antique brass sand blast finish. Outside rim polished brass finish. Price each....

DROP HANDLE



Nos. 8141 - 8122

$1\frac{1}{2} \times 3$ inches.

8142 Drop Handle. Wrought bronze metal, antique brass sand blast finish, shaded. Outside rim polished brass. Price each.....

8122 Drop Handle. Wrought steel, antique brass sand blast finish, shaded. Outside rim polished brass finish. Price each.....

FLUSH SASH LIFT




Nos. 8145 - 8135

$3 \times 1\frac{1}{4}$ inches.

8145 Flush Sash Lift. Wrought bronze metal antique brass sand blast finish, shaded. Outside rim polished brass. Price per doz...

8135 Flush Sash Lift. Steel, antique brass sand blast finish, shaded. Outside rim polished brass finish. Price per dozen.....

SLIDING DOOR SETS



Nos. 8148 to 8139

Locks $5 \times 4\frac{1}{2}$ inches.

Escutcheons $7 \times 2\frac{3}{4}$ inches.


8148 Single Sliding Door Set. Lock has bronze metal front, antique brass sand blast finish, brass bolts and key. Two escutcheons in wrought bronze metal antique brass sand blast finish, shaded. Outside rim of escutcheons polished brass. Price per set.....

8149 Double Sliding Door Set. Lock has iron front, antique brass sand blast finish, iron bolts and brass key. Four wrought bronze metal escutcheons, antique brass sand blast finish, shaded. Outside rim of escutcheons polished brass. Price per set.....

8138 Single Sliding Door Set. Lock has iron front, antique brass sand blast finish, iron bolts and brass key. Two escutcheons in wrought steel antique brass sand blast finish, shaded. Outside rim of escutcheons polished brass finish. Price per set.....

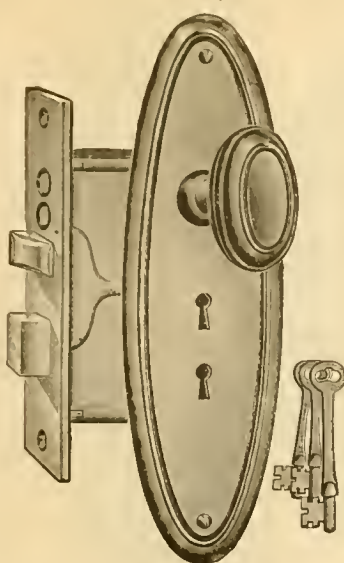
8139 Double Sliding Door Set. Locks have iron front, antique brass sand blast finish, iron bolts and brass key. Four wrought steel escutcheons, antique brass sand blast finish, shaded. Outside rim of escutcheons polished brass finish. Price per set.....

FRONT DOOR SET



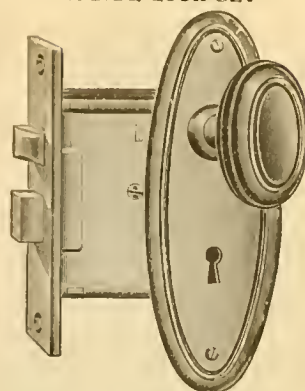
No. 8215.

FRONT DOOR SET



Nos. 8216 and 8206

INSIDE LOCK SET



Nos. 8217 and 8207

Lock 3 $\frac{3}{4}$ x3 $\frac{3}{4}$ inches. Cold Rolled Steel Case. Knobs 2 $\frac{1}{2}$ x1 $\frac{1}{4}$ inches. Escutcheons 7x2 $\frac{3}{4}$ inches.

8217 Lock Set. Lock has bronze metal front, antique brass sand blast finish, bronze bolts and steel key. Knobs and escutcheons are wrought bronze metal, antique brass sand blast finish, shaded. Outside rim of knobs and escutcheons polished brass. Price per set.....

8207 Lock Set. Lock has steel front, antique brass sand blast finish, bronzed bolts and steel key. Knobs and escutcheons are wrought steel, antique brass sand blast finish, shaded. Outside rim of knobs and escutcheons polished brass finish. Price per set.....

Lock 5x1 $\frac{1}{4}$ inches. Cold Rolled Steel Case. Knobs 2 $\frac{1}{2}$ x1 $\frac{1}{4}$ inches. 5-16 swivel spindle. Outside escutcheon 10x3 inches. Inside escutcheon 10x3 inches.


8215 Cylinder Front Door Set. Lock has bronze metal front, antique brass sand blast finish, bronze bolts and cylinder with three keys. Knobs and escutcheons are wrought bronze metal, antique brass sand blast finish, shaded. Outside rim of knobs and escutcheons polished brass. Price per set.....

Lock 5x1 $\frac{1}{4}$ inches. Cold Rolled Steel Case. Knobs 2 $\frac{1}{2}$ x1 $\frac{1}{4}$ inches. 5-16 swivel spindle. Outside escutcheon 10x3 inches.

8216 Lock Set. Lock has bronze metal front, antique brass sand blast finish, bronze bolts and steel keys. Knobs and escutcheons are wrought bronze metal, antique brass sand blast finish, shaded. Outside rim of knobs and escutcheons polished brass. Price per set.....

8206 Lock Set. Lock has steel front, antique brass sand blast finish, iron bolts, and steel keys. Knobs and escutcheons are wrought steel, antique brass sand blast finish, shaded. Outside rim of knobs and escutcheons polished brass finish. Price per set.....

SLIDING DOOR SETS



Nos. 8218 to 8209

Lock 5x1 $\frac{1}{4}$ inches. Cold Rolled Steel Case. Escutcheons 7x2 $\frac{3}{4}$ inches.

8218 Double Sliding door Set. Lock has bronze metal front, antique brass sand blast finish, bronze bolts and key. Four escutcheons wrought bronze metal, antique brass sand blast finish, shaded. Outside rim of escutcheons polished brass. Price per set.....

8219 Single Sliding Door Set. Lock has bronze metal front, antique brass sand blast finish, bronze bolts and key. Two escutcheons wrought bronze metal, antique brass sand blast finish, shaded. Outside rim of escutcheons polished brass. Price per set.....

8208 Double Sliding Door Set. Lock has steel front, antique brass sand blast finish, iron bolts and brass key. Two escutcheons wrought steel, antique brass sand blast finish, shaded. Outside rim of escutcheons polished brass finish. Price per set.....

8209 Single Sliding Door Set. Lock has steel front, antique brass sand blast finish, iron bolts and brass key. Two escutcheons wrought steel, antique brass sand blast finish, shaded. Outside rim of escutcheons polished brass finish. Price per set.....

PUSH PLATE



No. 8222 and 8212

10 $\frac{1}{2}$ x3 $\frac{3}{4}$ inches.

8222 Push Plate. Wrought bronze metal, antique brass sand blast finish, shaded. Outside rim polished brass. Price each.....

8212 Push Plate. Wrought steel, antique brass sand blast finish, shaded. Outside rim polished brass finish. Price each.....

PUSH BUTTON



Nos. 8220 and 8210

5x2 $\frac{1}{4}$ inches.

8220 Push Button. Wrought bronze metal, antique brass sand blast finish, shaded. Outside rim polished brass. Price each.....

8210 Push Button. Wrought steel, antique brass sand blast finish, shaded. Outside rim polished brass finish. Price each.....

FLUSH SASH LIFT



Nos. 8221 and 8211

8221 Flush Sash Lift. Wrought bronze metal, antique brass sand blast finish, shaded. Outside rim polished brass. Price per doz....

8211 Flush Sash Lift. Wrought steel, antique brass sand blast finish, shaded. Outside rim polished brass finish. Price per doz.....

DROP HANDLE




Nos. 8223 and 8213

8223 Drop Handle. Wrought bronze metal, antique brass sand blast finish, shaded. Outside rim polished brass finish. Price each.....

8213 Drop Handle. Wrought steel, antique brass sand blast finish, shaded. Outside rim polished brass finish. Price each.....

FRONT DOOR SET

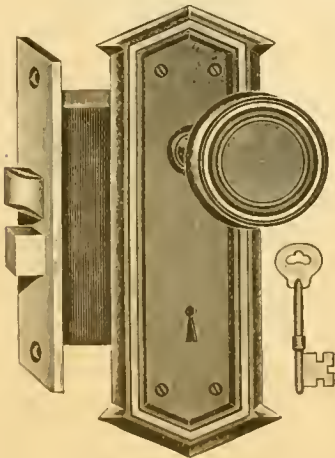


No. 7958

Lock, 5 $\frac{1}{2}$ x3 $\frac{3}{4}$ inches. Knobs, 2 $\frac{1}{2}$ x2 $\frac{1}{4}$ inches, $\frac{3}{8}$ swivel spindle. Outside escutcheon, 10x3 $\frac{1}{4}$ inches. Inside escutcheon, 7 $\frac{1}{2}$ x2 $\frac{3}{4}$ inches.

7958. Cylinder Front Door Set. Lock has bronze metal front, antique brass sand blast finish, bronze bolts and cylinder with three keys. Knobs and escutcheons are wrought bronze metal, antique brass sand blast finish. Outside rim of knobs and escutcheons polished brass. Price, per set.....

INSIDE LOCK SET



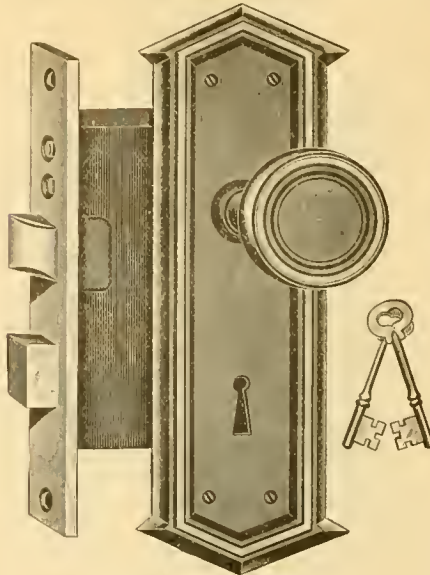
Nos. 7953 and 7955

Lock, 3 $\frac{1}{4}$ x3 $\frac{1}{2}$ inches. Knobs, 2 $\frac{1}{4}$ inches. Escutcheons, 7 $\frac{1}{2}$ x2 $\frac{3}{4}$ inches.

7953. Lock Set. Lock has bronze metal front, antique brass sand blast finish, brass bolts and steel key. Knobs and escutcheons are wrought bronze metal, antique brass sand blast finish. Outside rim of knobs and escutcheons polished brass. Price, per set.....

7955. Lock Set. Lock has iron front, antique brass finish, iron bolts and steel key. Knobs and escutcheons are wrought steel, antique brass sand blast finish. Outside rim of knobs and escutcheons polished brass finish. Price, per set.....

FRONT DOOR SET



Nos. 7950 and 7951

Lock, 5x3 $\frac{1}{2}$ inches. Knobs, 2 $\frac{1}{4}$ inches, $\frac{5}{8}$ swivel spindle. Outside escutcheons, 10x3 $\frac{1}{4}$ inches. Inside escutcheons, 7 $\frac{1}{2}$ x2 $\frac{3}{4}$ inches.

7950. Front Door Set. Lock has bronze metal front, antique brass sand blast finish, bronze bolts and steel keys. Knobs and escutcheons are wrought bronze metal, antique brass sand blast finish. Outside rim of knobs and escutcheons polished brass. Price, per set.....

7951. Front Door Set. Lock has steel front, antique brass sand blast finish, iron bolts and steel keys. Knobs and escutcheons are wrought steel, antique brass sand blast finish. Outside rim of knobs and escutcheons polished brass finish. Price, per set.....

FLUSH SASH LIFT



Nos. 7909 and 7979

3 $\frac{7}{8}$ x2 inches

7909. Flush Sash Lift. Wrought bronze metal, antique brass sand blast finish. Outside rim polished brass. Price, per doz....

7979. Flush Sash Lift. Steel, antique brass sand blast finish. Outside rim polished brass finish. Price, per doz.....

DROP HANDLE



Nos. 7969 and 7970

3 $\frac{7}{8}$ x2 inches

7969. Drop Handle. Wrought bronze metal, antique brass sand blast finish. Outside rim polished brass. Price, each.....

7970. Drop Handle. Wrought steel, antique brass sand blast finish. Outside rim polished brass finish. Price, each.....

PUSH BUTTON



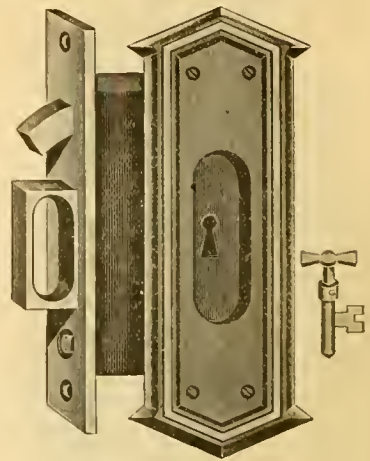
Nos. 7908 and 7910

3 $\frac{7}{8}$ x2 $\frac{1}{4}$ inches

7908. Push Button. Wrought bronze metal, antique brass sand blast finish. Outside rim polished brass. Price, each ..

7910. Push Button. Wrought steel, antique brass sand blast finish. Outside rim polished brass finish. Price, each.....

SLIDING DOOR SETS



Nos. 7960 to 7965

Locks, 5x4 $\frac{1}{2}$ inches. Escutcheons, 7 $\frac{1}{2}$ x2 $\frac{3}{4}$ inches.


7960. Double Sliding Door Set. Locks have iron front, antique brass sand blast finish, iron bolts and brass key. Four wrought steel escutcheons, antique brass sand blast finish. Outside rim of escutcheons polished brass finish. Price, per set..

7961. Single Sliding Door Set. Lock has iron front, antique brass sand blast finish, iron bolts and brass key. Two escutcheons in wrought steel, antique brass sand blast finish. Outside rim of escutcheons polished brass finish. Price, per set.....

7964. Double Sliding Door Set. Lock has bronze metal front, antique brass sand blast finish, brass bolts and key. Four wrought bronze metal escutcheons, antique brass sand blast finish. Outside rim of escutcheons polished brass. Price, per set.....

7965. Single Sliding Door Set. Lock has bronze metal front, antique brass sand blast finish, brass bolts and key. Two escutcheons in wrought bronze metal, antique brass sand blast finish. Outside rim of escutcheons polished brass. Price, per set..

PUSH PLATE




Nos. 7921 and 7920

Size 10x3 $\frac{1}{4}$ inches

7921. Push Plate. Wrought bronze metal, antique brass sand blast finish. Outside rim polished brass. Price, each.....

7920. Push Plate. Wrought steel, antique brass sand blast finish. Outside rim polished brass finish. Price, each.....

FRONT DOOR SET




No. 7858

Lock, 5½x3¾ inches. Knobs, 2¼ inches, ¾ swivel spindle. Outside escutcheon, 11½x3 inches. Inside escutcheon, 8½x2½ inches.

7858. Cylinder Front Door Set. Lock has bronze metal front, antique brass sand blast finish, bronze bolts and cylinder with three keys. Knobs and escutcheons are wrought bronze metal, antique brass sand blast finish. Outside rim of knobs and escutcheons polished brass. Price, per set.....

FRONT DOOR SETS




Nos. 7850 and 7851

Lock, 5x3½ inches. Knobs, 2¼ inches, ¾ swivel spindle. Outside escutcheons, 11½x3 inches. Inside escutcheons, 8½x2½ inches.

7850. Front Door Set. Lock has bronze metal front, antique brass sand blast finish, bronze bolts and steel keys. Knobs and escutcheons are wrought bronze metal, antique brass sand blast finish. Outside rim of knobs and escutcheons polished brass. Price, per set.....

7851. Front Door Set. Lock has steel front, antique brass sand blast finish, iron bolts and steel keys. Knobs and escutcheons are wrought steel, antique brass sand blast finish. Outside rim of knobs and escutcheons polished brass finish. Price, per set

SLIDING DOOR SETS



Nos. 7860 to 7865

Locks, 5½x3¼ inches. Escutcheons, 8½x2½ inches.


7860. Double Sliding Door Set. Locks have iron fronts, antique brass sand blast finish, iron bolts and brass key. Four wrought steel escutcheons, antique brass sand blast finish. Outside rim of escutcheons polished brass finish. Price, per set..

7861. Single Sliding Door Set. Lock has iron front, antique brass sand blast finish, iron bolts and brass key. Two escutcheons in wrought steel, antique brass sand blast finish. Outside rim of escutcheons polished brass finish. Price, per set.....

7864. Double Sliding Door Set. Lock has bronze metal front, antique brass sand blast finish, brass bolts and key. Four wrought bronze metal escutcheons, antique brass sand blast finish. Outside rim of escutcheons polished brass. Price, per set..

7865. Single Sliding Door Set. Lock has bronze metal front, antique brass sand blast finish, brass bolts and key. Two escutcheons in wrought bronze metal, antique brass sand blast finish. Outside rim of escutcheons polished brass. Price, per set..

INSIDE LOCK SET



Nos. 7853 and 7855

Lock, 3¾x3¼ inches. Knobs, 2¼ inches. Escutcheons, 8½x2½ inches

7853. Lock Set. Lock has bronze metal front, antique brass sand blast finish, brass bolts and steel key. Knobs and escutcheons are wrought bronze metal, antique brass sand blast finish. Outside rim of knobs and escutcheons polished brass. Price, per set..

7855. Lock Set. Lock has iron front, antique brass finish, iron bolts and steel key. Knobs and escutcheons are wrought steel, antique brass sand blast finish. Outside rim of knobs and escutcheons polished brass finish. Price, per set.....

FLUSH SASH LIFT



Nos. 7809 and 7879

4¼x1½ inches

7809. Flush Sash Lift. Wrought bronze metal, antique brass sand blast finish. Outside rim polished brass. Price, per doz....

7879. Flush Sash Lift. Steel, antique brass sand blast finish. Outside rim polished brass finish. Price, per doz.....

DROP HANDLE



Nos. 7869 and 7870

4¼x1½ inches

7869. Drop Handle. Wrought bronze metal, antique brass sand blast finish. Outside rim polished brass. Price, each.....

7870. Drop Handle. Wrought steel, antique brass sand blast finish. Outside rim polished brass finish. Price, each.....

PUSH BUTTON



No. 7808

4¼x1½ inches.

7808. Push Button. Wrought bronze metal, antique brass sand blast finish. Outside rim highly polished brass. Price each..

PUSH PLATE



Nos. 7821 and 7820

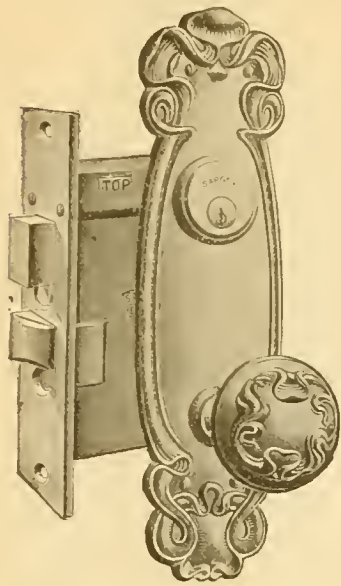
7821. Push Plate. Wrought bronze metal, antique brass sand blast finish. Outside rim polished brass. Price, each.....

7820. Push Plate. Wrought steel, antique brass sand blast finish. Outside rim polished brass finish. Price, each.....

CYLINDER FRONT DOOR SET

FRONT DOOR SETS


SLIDING DOOR SETS



No. 8858.

Lock $5\frac{1}{2} \times 4$ inches. Knobs $2\frac{1}{2} \times 2\frac{1}{4}$ inches. $\frac{3}{8}$ -inch swivel spindle. Outside escutcheon $10\frac{1}{2} \times 2\frac{1}{2}$ inches. Inside escutcheon $7\frac{3}{4} \times 2\frac{3}{4}$ inches.

8858. Cylinder Front Door Set. Lock has bronze metal front, antique brass sand-blast finish, shaded; bronze metal bolts and three keys. Latch and dead bolts operated by one key. Knobs and escutcheons wrought bronze metal, antique brass and sand-blast finish, shaded. Price per set.....




Nos. 8850 and 8851.

Lock $4\frac{1}{2} \times 3\frac{1}{2}$ inches. Knobs $2\frac{1}{4} \times 2\frac{1}{4}$ inches. $\frac{1}{2}$ -inch swivel spindle. Outside escutcheon $10\frac{1}{2} \times 2\frac{1}{2}$ inches. Inside escutcheon $7\frac{3}{4} \times 2\frac{3}{4}$ inches.

8850. Front Door Set. Lock has bronze metal front, antique brass sand-blast finish, shaded; bronze metal bolts and three steel keys. Latch and dead bolts operated by one key. Knobs and escutcheons wrought bronze metal, antique brass sand-blast finish, shaded. Price per set.....

8851. Front Door Set. Lock has steel front, antique brass sand-blast finish, shaded; iron bolts and steel keys. Knobs and escutcheon are wrought steel, antique brass sand-blast finish, shaded. Has key-plate on inside in place of escutcheon. Price per set.....



Nos. 8860 to 8865.

Lock $5\frac{1}{2} \times 3\frac{1}{4}$ inches. Escutcheons $7\frac{3}{4} \times 2\frac{3}{4}$ inches.

8860. Double Sliding Door Set. Lock has iron front, antique brass sand-blast finish, shaded; iron bolt and bronze key. Four escutcheons, wrought steel, antique brass sand-blast finish, shaded.


Price per set.....

8861. Single Sliding Door Set. Lock has iron front, antique brass sand-blast finish, shaded; iron bolt and bronze key. Two escutcheons, wrought steel, antique brass sand-blast finish, shaded. Per set.....

8864. Double Sliding Door Set. Lock has bronze metal front, bolts and key, and four bronze metal escutcheons, antique brass, sand-blast finish shaded. Price per set.....

8865. Single Sliding Door Set. Lock has bronze metal front, bolts and key, and two bronze metal escutcheons, antique brass, sand-blast finish shaded. Price per set.....

INSIDE LOCK SETS



Nos. 8853 and 8855.

Lock $3\frac{1}{2} \times 3\frac{1}{4}$ inches. Knobs $2\frac{1}{4}$ inches. Escutcheons $7\frac{3}{4} \times 2\frac{3}{4}$ inches.

8853. Lock has bronze metal front, antique brass sand-blast finish, shaded; bronze metal bolts and steel key. Knobs and escutcheons wrought bronze metal antique brass sand-blast finish, shaded. Price per set.....

8855. Lock has steel front, antique brass sand-blast finish, shaded; brass plated bolts and steel keys. Knobs and escutcheons wrought steel antique brass sand-blast finish, shaded. Price per set.....

PUSH BUTTON



No. 8808.

Size, $3 \times 1\frac{1}{4}$ inches.

8808. Push Button, wrought bronze metal, antique brass sand-blast finish, shaded. Price each.....

FLUSH SASH LIFTS



Nos. 8869 and 8879.

Size $3 \times 1\frac{1}{4}$ inches.

8869. Flush Sash Lift. Wrought bronze metal, antique brass sand-blast finish, shaded. Price each.....

8879. Flush Sash Lift. Wrought steel, antique brass sand-blast finish, shaded. Price each.....

DROP HANDLES



Nos. 8869 and 8870.

Size $3 \times 1\frac{1}{4}$ inches.

8869. Drop Handle. Wrought bronze metal antique brass sand-blast finish, shaded. Price each.....

8870. Drop Handle. Wrought steel, antique brass sand-blast finish, shaded. Price each.....

PUSH PLATES




Nos. 8820 and 8821.

8820. Push Plate. Wrought steel, antique brass sand-blast finish, shaded. Each.....

8821. Push Plate. Wrought bronze metal antique brass sand-blast finish, shaded. Each.....

CYLINDER FRONT DOOR SET.



No. 8055.

Lock $5\frac{1}{2} \times 4$ inches. Knobs $2\frac{1}{2} \times 2\frac{1}{4}$ inches. Outside escutcheon $12\frac{1}{4} \times 3\frac{1}{2}$ inches. Inside escutcheon $11 \times 3\frac{1}{2}$ inches.

8055 Cylinder Front Door Set. Lock has bronze metal front, antique brass sand blast finish, $\frac{3}{4}$ swivel spindle hub, bronze metal bolts and cylinder, three keys. Knobs and escutcheons are cast bronze metal, antique brass sand blast finish, shaded.

Price per set.....

INSIDE SET.




No. 8057.

Lock $3\frac{1}{2} \times 3\frac{1}{4}$ inches. Knobs $2\frac{1}{4}$ inches. Two escutcheons $8\frac{3}{4} \times 2\frac{1}{2}$ inches.

8057 Lock Set. Lock has cast bronze metal front, antique brass sand blast finish, easy spring, bronze metal bolts and steel key. Knobs and escutcheons are cast bronze metal, antique brass sand blast finish, shaded.

Price per set.....

FRONT DOOR SET.



No. 8056.

Lock $4\frac{3}{4} \times 3\frac{3}{4}$ inches. Knobs $2\frac{1}{4}$ inches. Outside escutcheon $12\frac{1}{4} \times 3\frac{1}{2}$ inches. Inside escutcheon $2\frac{3}{4} \times 1\frac{1}{2}$ inches.

8056 Front Door Set. Lock has cast brooze metal front, antique brass sand blast finish, 5-16 swivel spindle hub, bronze metal bolts and steel keys. Knobs and escutcheons are cast bronze metal, antique brass sand blast finish, shaded.

Price per set.....

PUSH BUTTON.



No. 8059.

$6\frac{1}{4} \times 2\frac{3}{4}$ inches.

8059 Electric Push Button. Cast bronze metal, antique brass sand blast finish, shaded.

Price each.....

FLUSH SASH LIFT.




No. 8060.

$5 \times 1\frac{3}{4}$ inches.

8060 Flush Sash Lift. Cast bronze metal, antique brass sand blast finish, shaded.

Price per doz.....

PUSH PLATE.




No. 8058.

$12\frac{1}{4} \times 3\frac{1}{2}$ inches.

8058 Cast Bronze Metal Push Plate. Antique brass sand blast finish, shaded.

Price each.....

SLIDING DOOR SETS.



Nos. 8073 and 8074.

Lock $4\frac{1}{2} \times 3\frac{1}{2}$ inches. Escutcheons $7\frac{3}{4} \times 2\frac{1}{4}$ inches.


8074 Single Sliding Door Set. Lock has cast bronze metal front, antique brass sand blast finish, bronze metal bolts and key. Two escutcheons, cast bronze metal, antique brass sand blast finish, shaded.

Price per set.....

8073 Double Sliding Door Set. Locks have cast bronze metal front, antique brass sand blast finish, bronze metal bolts and key. Four cast bronze metal escutcheons in antique brass sand blast finish, shaded.

Price per set.....

UNION FRONT DOOR SET



No. 8260.

Outside Knob $2\frac{1}{2}$ inches. Inside Knob $2\frac{1}{4}$ inches. Escutcheons $10\frac{1}{2}$ inches long, $2\frac{1}{2}$ inches wide.

8260. Lock Set. Cast brass knobs and escutcheons, sand-blast antique brass finish.

Price each
Sargent's "Union" Lock Sets are easily applied by using the template as packed with each set. Simply bore four holes in the door with a $\frac{1}{8}$ -inch auger bit and make a few cuts with the chisel. Only a small part of the wood is cut away, consequently the door is not weakened.

The two parts of the lock set telescope together and are quickly applied and securely attached by the two machine screws for the escutcheons and the two wood screws for the face of the lock.


They leave the factory fitted, adjusted, inspected and complete, ready to put on the door. They are adjustable for doors from $1\frac{1}{4}$ to $2\frac{3}{4}$ inches thick and can be furnished to order for other thicknesses.

The appearance is that of the knob and escutcheon used with the familiar type of cylinder locks, except that there are no screws on the outside of the door. The cylinder is in its usual and most convenient place, where people are accustomed to look for it.

OPERATION: Both bolts are operated from the outside by the key. The dead bolt is operated from the inside by the thumb knob.

The latch bolt is operated from both sides by the knobs. The outside knob is set by the knob stop inside of the door.

INSIDE LOCK SET




No. 8263.

Lock $3\frac{1}{2} \times 3\frac{3}{4}$ inches. Knob $2\frac{1}{4}$ inches. Escutcheons $7\frac{1}{2} \times 2\frac{1}{4}$ inches.

8263. Lock Set. Lock has cast bronze metal front, antique brass finish, bronze metal bolts, easy spring and steel key. Knobs and escutcheons are cast bronze metal, antique brass sand-blast finish. Price per set.....

CYLINDER FRONT DOOR SET




No. 8261.

Lock $5\frac{1}{2} \times 4$ inches. Knobs $2\frac{1}{2} \times 2\frac{1}{4}$ inches, $\frac{3}{8}$ -inch Swivel Spindle. Outside Escutcheon $10\frac{1}{2} \times 2\frac{3}{4}$ inches. Inside Escutcheon $7\frac{1}{2} \times 2\frac{1}{4}$ inches.

8261. Cylinder Front Door Set. Lock has cast bronze metal front, antique brass finish, bronze metal bolts and three keys. Latch and dead bolts operated by one key. Knobs and escutcheons are cast bronze metal, antique brass and sand-blast finish. Price per set.....

FRONT DOOR SET



No. 8262.

Lock $4\frac{1}{2} \times 3\frac{1}{2}$ inches. Knobs $2\frac{1}{2} \times 2\frac{1}{4}$ inches. 5-16 inch Swivel Spindle. Outside Escutcheon $10\frac{1}{2} \times 2\frac{3}{4}$ inches. Inside Escutcheons $7\frac{1}{2} \times 2\frac{1}{4}$ inches.

8262. Front Door Set. Lock has cast bronze metal front, antique brass finish, bronze metal bolts and three steel keys. Knobs and escutcheons are cast bronze metal, antique brass sand-blast finish. Price per set.....

SLIDING DOOR SETS



Nos. 8264 and 8265.

Lock $5\frac{1}{2} \times 3\frac{3}{4}$ inches. Escutcheons $7\frac{1}{2} \times 2\frac{1}{4}$ inches.

8264. Single Sliding Door Set. Lock has bronze metal front, antique brass finish, bronze metal bolts and keys. Two escutcheons, cast bronze metal, antique brass sand-blast finish. Price per set.....

8265. Double Sliding Door Set. Lock has bronze metal front, antique brass finish, bronze metal bolts and steel keys. Four escutcheons, cast bronze metal, antique brass sand-blast finish. Price per set.....

DROP HANDLE



No. 8268.

8268. Drop Handles. Cast bronze metal, antique brass sand-blast finish. Price each.....

PUSH PLATE

No. 8267.

$10\frac{1}{2} \times 2\frac{3}{4}$ inches.

8267. Push Plate

Cast bronze metal, antique brass sand-blast finish.

Price each

PUSH BUTTON



No. 8267.


8266. Electric Push Button. $3\frac{3}{4} \times 1\frac{1}{4}$ inches. Cast bronze metal, antique brass sand-blast finish. Price each.....

FLUSH SASH LIFT



8269. Flush Sash Lifts. $3\frac{3}{4} \times 1\frac{1}{4}$ inches. Cast bronze metal, antique brass sand-blast finish. Price each.....

FRONT DOOR SET




No. 9258

Lock, 5½x4 inches. Knobs, 2½x2¼ inches. Outside escutcheon, 13x3 inches. Inside escutcheon, 7½x2½ inches.

9258. Lock Set. Lock has bronze metal front, polished dull brass finish, ⅝ inch swivel spindle hub, bronze bolts, cylinder and three keys. Knobs and escutcheon cast bronze metal polished, dull brass finish, dark background. Price, per set.....

SLIDING DOOR SETS




Nos. 9264 and 9265

Lock, 4½x3½ inches. Escutcheons, 7½x2¾ inches.

9264. Double Sliding Door Set. Lock has bronze front, light polished dull brass finish, bronze metal bolt and key. Four escutcheons, cast bronze metal, dull brass finish, dark background. Price, per set....

9265. Single Sliding Door Set. Lock has bronze metal front, polished dull brass finish, bronze bolts and key. Two escutcheons, cast bronze metal, dull brass finish, dark background. Price, per set....

FRONT DOOR SET



No. 9250

Lock, 4½x3¼ inches. Knobs, 2¼ inches. Outside escutcheon, 10x2¾. Inside escutcheon, 7½x2½ inches.

9250. Lock has bronze metal front, polished dull brass finish, 5-16 swivel spindle hub, bronze bolts and steel keys. Knobs and escutcheons cast bronze metal, dull brass finish, dark background. Price, per set

PUSH BUTTON



No. 9208

Size 4x1¾ inches.

9208. Push Button for electric bells. Cast bronze metal, dull brass finish, dark background. Price, each.....

FLUSH SASH LIFT



No. 9209

Size 4x1¾ inches.

9209. Flush Sash Lift. Cast bronze metal, dull brass finish, dark background. Price, per dozen.....

DROP HANDLE




No. 9269

Size 4x1¾ inches.

9269. Drop Handle. Cast bronze metal, dull brass finish, dark background. Price, per dozen

INSIDE LOCK SET




No. 9253

Lock, 3½x3¼ inches. Knobs, 2¼ inches. Escutcheons, 7½x2½ inches.

9253. Lock Set. Lock has bronze metal front, polished dull brass finish, bronze metal bolts, steel key. Knobs and escutcheons cast bronze metal, dull brass finish, dark background. Price, per set....

PUSH PLATE




No. 9221

Size 14x3 inches.

9221. Push Plates. Cast bronze metal, dull brass finish, dark background. Price, each

FRONT DOOR LOCK AND HANDLE



No. 9483 and 9763

Lock, $5\frac{1}{4} \times 3\frac{5}{8}$ inches. Handle, $3\frac{1}{8} \times 1\frac{3}{4}$ inches over all, including cylinder.

No. 9483. Front Door Lock and Handle. Cast bronze metal handle on outside of door with knob for inside of door to match, set like No. 9453 in dull brass finish. Per set

No. 9763. Front Door Lock and Handle, like set No. 9483 in sand blast antique brass finish with grip, thumb piece and rim of cylinder and handle plates polished brass. Per set

DROP HANDLE



No. 9469 and 9769

Size, 1×3 inches.

No. 9469. Drop Handle. Cast bronze metal, dull brass finish. Price, per dozen

No. 9769. Drop handle, same as No. 9469, in sand blast antique brass finish. Handle and rim of plates polished brass. Price, per dozen

FLUSH LIFTS



No. 9409 and 9709

Size, $1\frac{1}{2} \times 3\frac{3}{8}$ inches.

No. 9409. Flush Sash Lifts, wrought, bronze metal, dull brass finish. Price, per dozen

No. 9709. Flush Sash Lifts, wrought bronze metal, sand blast antique brass finish with rim polished brass. Price, per dozen

CYLINDER FRONT DOOR SET



No. 9458 and 9758

Lock, $5\frac{1}{2} \times 4$ inches. Knob, $2\frac{1}{4}$ inches. Cylinder rosette, $2\frac{1}{4}$ inches. Thumb knob, $1\frac{1}{4}$ inches.

No. 9458. Cylinder Front Door Set. Lock has bronze metal front, dull brass finish, bronze bolts and cylinder with three keys. Knobs and roses wrought bronze metal, dull brass finish. Price, per set

No. 9758. Cylinder Front Door Set, same as No. 9458, in sand blast antique brass finish, with rim of knob, roses and cylinder rosette polished brass. Price, per set

INSIDE LOCK SET



No. 9453 and 9753

Lock, $3\frac{1}{2} \times 3\frac{1}{4}$ inches. Knobs, $2\frac{1}{4}$ inches. Roses, $2\frac{1}{4}$ inches. Key plate, $1\frac{1}{4}$ inches.

No. 9453. Inside Lock Set. Lock has bronze metal front, dull brass finish. Brass bolts and steel key. Knobs, roses and key plates are wrought bronze metal, dull brass finish. Price, per set

No. 9753. Inside Lock Set. Same as No. 9453, in sand blast antique brass finish, with rims of knobs, roses and key plates polished brass. Price per set

SLIDING DOOR SET



No. 9464 to 9765

Lock, $5\frac{1}{2} \times 3\frac{3}{4}$ inches. Escutcheons, $2\frac{1}{4} \times 4\frac{1}{4}$ inches.

No. 9464. Double Sliding Door Set. Lock has bronze metal front and bolts, dull brass finish. Four wrought bronze metal escutcheons, dull brass finish. Price, per set

No. 9465. Single Sliding Door Set. Same as No. 9464, set with two escutcheons, dull brass finish. Price per set ..

No. 9764. Double Sliding Door Set. Same as set No. 9464, in sand blast antique brass finish with rim of escutcheon polished brass. Price, per set

No. 9765. Single Sliding Door Set. Same as set No. 9465, sand blast antique brass finish with rim of escutcheon polished brass. Price, per set

INSIDE LOCK SET



No. 9432

Lock, $3\frac{1}{2} \times 3\frac{1}{4}$ inches. Knobs, $2\frac{1}{4}$ inches. Roses, $2\frac{1}{4}$ inches. Key plate, $1\frac{1}{4}$ inches.

No. 9432. Inside Lock Set. Lock has bronze metal front, dull brass finish, brass bolts and steel keys. Glass knobs, wrought bronze metal roses and key plates, dull brass finish. Price, per set ..

PUSH BUTTON



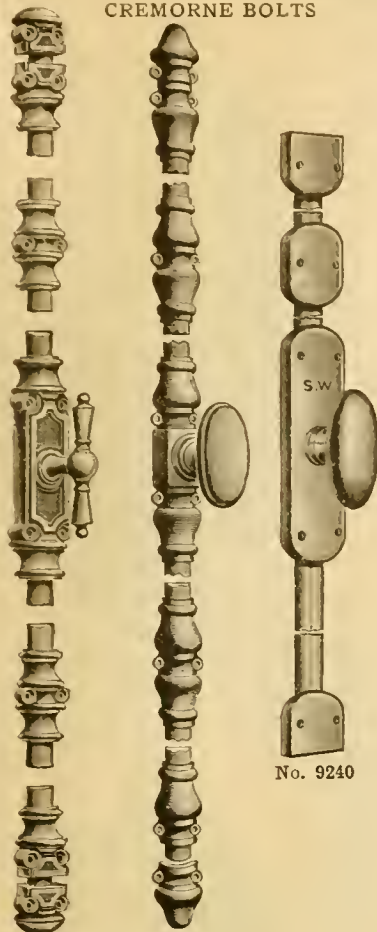
No. 9408 and 9708

Size, $1\frac{1}{2}$ inches.

No. 9408. Push Button. Wrought bronze metal, dull brass finish. Price, each

No. 9708. Push button. Wrought bronze metal, sand blast antique brass finish, with rim polished brass. Price, each

CREMORNE BOLTS



No. 5237
and 9238

No. 9239

No. 9240

End guides $1\frac{5}{8} \times 1\frac{3}{4}$ inches.
Rod, half round, $\frac{5}{8}$ inch.

No. 5237. Cremorne bolt. Cast iron with bronze metal T handle, antique copper finish. Price, each.....

No. 9238. Cremorne Bolt. Cast iron with bronze metal T handle, dull brass finish. Price, each.....

No. 9239. Cremorne Bolt. Wrought bronze metal, dull brass finish. Price, each.....

SMALL DOOR KNOCKER



No. 9241

Size $7\frac{3}{8} \times 3\frac{1}{4}$ inches.

No. 9241. Door Knocker. Cast bronze metal, dull brass finish. Price, each.....



No. 9242

Size $2 \times 4\frac{1}{8}$ inches.

No. 9242. Door Knocker. Cast bronze metal, dull brass finish. Price, each.....

DOOR KNOCKER

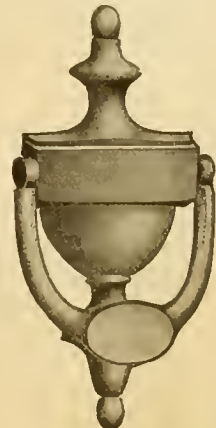


No. 8241

Size $8\frac{1}{4} \times 2\frac{3}{4}$ inches.

No. 8241. Door Knocker. Cast bronze metal, polished, dull brass finish. Price, each.....

DOOR KNOCKER



No. 8242

Size $3\frac{7}{8} \times 7\frac{5}{8}$ inches.

No. 8242. Door Knocker. Cast bronze metal, dull brass finished. Price, each...

No. 9240

Plates $1\frac{3}{8}$ inches wide.
Bolt $\frac{5}{8}$ inch half round.

No. 9240. Cremorne Bolt. Wrought steel with cast brass handle, dull brass finish. Price, each.....

When ordering specify whether Rim or Mortise Strikes are wanted, also height of door.


FRENCH DOOR AND CASEMENT WINDOW LOCKS

No. 9246 to 9248

No. 9246. Lock set. Lock $3\frac{1}{2} \times 2\frac{1}{4}$ inches, backset, face to center of keyhole $1\frac{5}{8}$ inches. Bronze metal face and bolts, dull brass finish. Escutcheons $1 \times 4\frac{1}{2}$ inches. Knob $1\frac{3}{4}$ inches. Escutcheons, knob and lever handle bronze metal, dull brass finish. Price, per set.....

No. 9247. Lock set. Lock has rabbeted face. Lock $3\frac{5}{8} \times 1\frac{5}{8}$ inches, backset, face to center of keyhole $\frac{5}{8}$ and 1 inch. Escutcheons $1 \times 4\frac{1}{2}$ inches. Knob $1\frac{3}{4}$ inches. Escutcheons, knob and lever handle bronze metal, dull brass finish. Price, per set.....

No. 9248. Lock set. Lock $3\frac{5}{8} \times 1\frac{5}{8}$ inches, backset, face to center of keyhole 1 inch. Iron face and bolts, dull brass finish. Escutcheons $1 \times 4\frac{1}{2}$ inches. Knob $1\frac{3}{4}$ inches. Escutcheons, knob and lever handle dull brass finish. Price, per set.....



No. 9246 to 9248

SARGENT'S "UNION" LOCK SETS

Sargent's "Union" Lock Sets are easily applied by using the template as packed with each set. Simply bore four holes in the door with a $\frac{7}{8}$ -inch auger bit and make a few cuts with the chisel. Only a small part of the wood is cut away, consequently the door is not weakened.

The wrought steel working parts of the Lock Set are machine made and are exactly uniform as to size; they will not break, and the construction is such that they cannot fall apart or get out of place; they are carefully fitted, insuring a perfect action and great durability. They are on the inside of the door, so that it is impossible to get at them from the outside, and there is nothing to bind or get out of order or jar out of place and interfere with the proper working of the Lock Set.


The two parts of the lock set telescope together and are quickly applied and securely attached by the two machine screws for the escutcheons and the two wood screws for the face of the lock.

They leave the factory fitted, adjusted, inspected and complete, ready to put on the door. They are adjustable for doors from $1\frac{3}{4}$ to $2\frac{3}{4}$ inches thick and can be furnished to order for other thicknesses.

The appearance is that of the knob and escutcheon used with the familiar type of cylinder locks, except that there are no screws on the outside of the door. The cylinder is in its usual and most convenient place, where people are accustomed to look for it.


OPERATION: Both bolts are operated from the outside by the key. The dead bolt is operated from the inside by the thumb knob.

The latch bolt is operated from both sides by the knobs. The outside knob is set by the knob stop inside of the door.



Nos. 9295 and 5995

Outside knob, $2\frac{1}{4}$ inches, inside knob, $2\frac{1}{4}$ inches. Outside escutcheon, $10 \times 2\frac{7}{8}$ inches, inside escutcheon, $8\frac{1}{4} \times 2\frac{7}{8}$ inches.
9295. Lock Set. Cast bronze metal knobs and escutcheons, dull brass finish. Price, per set.....
5995. Lock Set. Same as above, antique copper finish. Price, per set.....



9294. Knobs. $2\frac{1}{4}$ inches. Outside escutcheon 10×3 inches, inside escutcheon $10 \times 2\frac{7}{8}$ inches.

9294. Lock Set. Cast bronze metal knobs and escutcheons, dull brass finish. Price, per set.....



Showing the inside of the door ready for applying the Lock Set. Notice the small amount of wood cut away for this lock set.




9296. Outside knob, $2\frac{1}{4}$ inches, inside knob, $2\frac{1}{4}$ inches. Outside escutcheon, $13 \times 3\frac{1}{2}$ inches, inside escutcheon, $11\frac{1}{2} \times 3\frac{1}{2}$ inches.

9296. Lock Set. Cast bronze metal knobs and escutcheons, sand blast, antique brass finish. Price, per set.....

In ordering be particular to specify Right Hand or Left Hand, as wanted.

CYLINDER FRONT DOOR LOCKS AND HANDLES

For Fine Residences and Store Doors

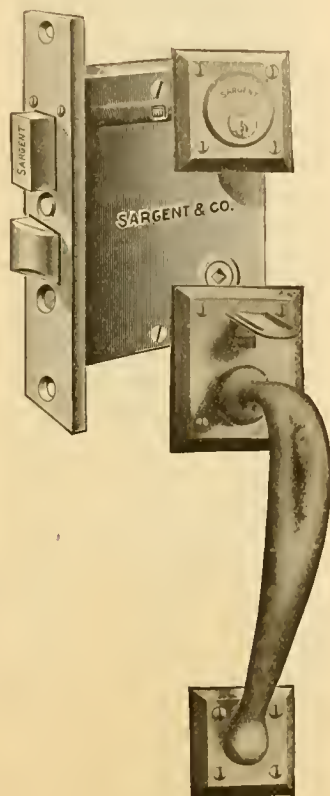


No. 8282.

Lock $5\frac{1}{2} \times 3\frac{3}{8}$ inches.

Handles, $2\frac{1}{2} \times 14\frac{1}{2}$ inches over all, including cylinder.

8282. Front Door Lock and Handles. Lock has cast bronze metal front, dull brass finish, bronze metal bolts and cylinder, with three German Silver keys. Handles, cast bronze metal, one for each side of door, dull brass finish. Price, per set.....




No. 9282

Lock $5\frac{1}{2} \times 3\frac{3}{8}$ inches.

Handles, $2\frac{1}{2} \times 13\frac{3}{4}$ inches over all, including cylinder.

9282. Front Door Lock and Handles. Lock has cast bronze metal front, dull brass finish, bronze metal bolts and cylinder, with three German Silver keys. Handles, cast bronze metal, one for each side of door, dull brass finish. Price, per set.....



No. 9283.

Lock $5\frac{1}{2} \times 3\frac{3}{8}$ inches.

Handles, $2\frac{3}{4} \times 14\frac{1}{2}$ inches over all, including cylinder.

9283 Front Door Lock and Handles. Lock has cast bronze metal front, dull brass finish, bronze metal bolts and cylinder, with three German Silver keys. Handles, cast bronze metal, one for each side of door, dull brass finish. Price, per set.....

All the above locks are fitted with an adjustable front. The front can be beveled at any angle from flat to $\frac{1}{8}$ inch in 2 inches. Both bolts are operated from the outside by the key. Dead bolt is operated on inside by a thumb knob. Latch bolt is operated from both sides by thumb pieces. The outside piece is set by the stop in the face of lock.

NOTE—We can furnish any of the above handles with regular knob and escutcheon on the inside of door if wanted, but do not carry same in stock.

STORE DOOR LOCK AND HANDLE FRONT DOOR LOCK AND HANDLE FRONT DOOR LOCK AND HANDLE



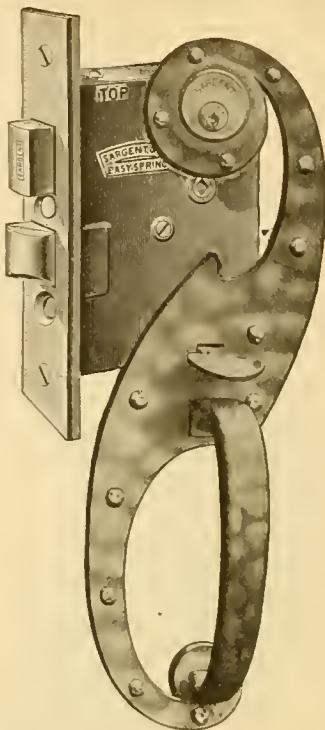
No. 9297

Lock, $5\frac{1}{4} \times 3\frac{3}{4}$ inches. Reversible. Handles, 4×20 inches.

No. 9297. Store Door Lock and Handles. Lock has cast bronze metal front, antique brass finish, bronze bolts and cylinder with 3 keys. Handles, cast bronze metal, antique brass finish, dark background.

Per set

No. 9298, 9299, 9300. Lock sets. Have one handle only for outside of door. Any knob and escutcheon can be used on inside of door to match inside lock sets.



No. 9298

Lock, $5\frac{1}{2} \times 4 \times 7\frac{3}{8}$ ins. thick.

Size of handle, $4\frac{1}{2} \times 12\frac{3}{4}$ inches.

No. 9298. Front Door Lock and Handle. Lock has cast bronze metal front, bronze metal bolts and cylinder with three keys. Handle, cast bronze metal, sand blast antique brass finish.

This set has one handle only.

Per set

PUSH BUTTON



No. 9301

Size $1\frac{1}{2} \times 3\frac{1}{2}$ inches.

No. 9301. Push Button, cast brass. Sand blast antique brass finish. Studs polished brass.

Each



No. 9299

Lock $5\frac{1}{2} \times 4 \times 7\frac{3}{8}$ inches thick. Size of handle $3\frac{7}{8} \times 17\frac{3}{8}$ inches.

No. 9299. Front Door Lock and Handle. Lock has cast bronze metal front, bronze metal bolts and cylinder with three keys. Handle cast bronze metal, sand blast antique brass finish. Grip, thumb piece and studs polished brass.

This set has one handle only.

Per set

FRONT DOOR LOCK AND HANDLE



No. 9300

Lock, $5\frac{1}{2} \times 4 \times 7\frac{3}{8}$ inches thick. Size of handle, 4×24 inches.

No. 9300. Front Door Lock and Handle. Lock has cast bronze metal front, bronze metal bolts and cylinder with three keys. Handle, cast bronze metal, sand blast antique brass finish. Grip, thumb piece and studs polished brass. This set has one handle only. Per set.....

CYLINDER STORE DOOR LOCKS AND HANDLES



No. 9284

Lock $5\frac{1}{4} \times 3\frac{3}{8}$ inches. Reversible. Adjustable front, can be beveled at any angle from flat to $\frac{1}{4}$ -inch in 2 inches. Handles $20\frac{7}{8} \times 3\frac{3}{8}$ inches.

9284. Store Door Lock and Handles. Lock has cast bronze metal front, sand blast brass finish, bronze metal bolts and cylinder with 3 keys. Handles, cast bronze metal, sand blast antique brass finish. Per set.....




Nos. 9285 and 9286.

Lock $5\frac{1}{4} \times 3\frac{3}{8}$ inches. Reversible. Adjustable front, can be beveled at any angle from flat to $\frac{1}{8}$ -inch in 2 inches. Handles $17\frac{1}{2} \times 3\frac{3}{8}$ inches.

9285. Store Door Lock and Handles. Lock has cast bronze metal front, dull brass finish, bronze metal bolts and cylinder with 3 keys. Handles, cast bronze metal, dull brass finish, dark background. Per set.....

9286. Store Door Lock and Handles. Same as No. 9285, in sand blast antique brass finish. Per set.....



No. 9287.

Lock $5\frac{1}{4} \times 3\frac{3}{8}$ inches. Reversible. Adjustable front, can be beveled at any angle from flat to $\frac{1}{8}$ -inch in 2 inches. Handles $15 \times 3\frac{1}{2}$ inches.

9287. Store Door Lock and Handles. Lock has cast bronze metal front, sand blast brass finish, bronze metal bolts and cylinder with 3 keys. Handles, cast bronze metal, sand blast antique brass finish. Per set.....

CYLINDER STORE DOOR LOCKS AND HANDLES




Nos. 9288 and 5988

Lock 5x3½ inches. Reversible.
Handles 16x3½ inches.

9288. Store Door Lock and Handles. Lock has cast bronze metal front, antique brass finish, bronze bolts and cylinder with 3 keys. Handles, cast bronze metal, antique brass finish, dark background. Per set.....

5988. Store Door Lock and Handles. Same as No. 9288 in antique copper finish. Per set.....




Nos. 9290 and 5990

Lock 5¼x3¾ inches. Reversible.
Handles 14½x3¼ inches.

9290. Store Door Lock and Handles. Lock has cast bronze metal front, antique brass finish, bronze metal bolts and cylinder with 3 keys. Handles, wrought bronze metal, dull brass finish. Per set.....

5990. Store Door Lock and Handles. Same as No. 9290 in antique copper finish. Per set.....



Nos. 9289 and 5989

Lock 5¼x3¾ inches. Reversible.
Handles 14½x3¼ inches.

9289. Store Door Lock and Handles. Lock has cast bronze metal front, antique brass finish, bronze metal bolts and cylinder with 3 keys. Handles, wrought bronze metal, dull brass finish. Per set.....

5989. Store Door Lock and Handles. Same as No. 9289, in antique copper finish. Per set.....

STORE DOOR LOCKS AND HANDLES

Nos. 1190 and 1191

Lock 5 $\frac{1}{4}$ x3 $\frac{3}{4}$ inches. Reversible. Handles 16 $\frac{1}{2}$ x2 $\frac{3}{4}$ inches.

1190. Store Door Lock and Handles. Lock has cast bronze metal front, sand blast antique copper finish, bronze metal bolts and cylinder with 3 keys. Handles, cast bronze metal, sand blast antique copper finish. Per set

1191. Store Door Lock and Handles. Same as No. 1190 in iron, sand blast antique copper finish. Per set..

Nos. 9292, 5992 and 5892

Lock 4 $\frac{1}{4}$ x3 inches. Reversible. Handles, 14 $\frac{1}{2}$ x3 $\frac{1}{4}$ inches.

9292. Store Door Lock and Handles. Lock has cast bronze metal front, dull brass finish, bronze metal bolts, 2 steel keys 3 tumblers. Handles, wrought bronze metal, dull brass finish. Per set.....

5992. Store Door Lock and Handles. Same as No. 9292 in antique copper finish. Per set.....

5892. Store Door Lock and Handles. Same as No. 9292 with iron face lock and wrought steel handles, antique copper finish. Per set.....

Nos. 5984, 5983 and 9291

Lock 5 $\frac{1}{4}$ x3 $\frac{3}{4}$ inches. Reversible. Handles 12x3 inches.

5984. Store Door Lock and Handles. Lock has cast bronze metal front, antique copper finish, bronze metal bolts and cylinder with 3 keys. Handles, wrought bronze metal, antique copper finish. Per set.....

5983. Store Door Lock and Handles. Same as No. 5984, in natural polished bronze metal finish. Per set..

9291. Store Door Lock and Handles. Same as No. 5984, in dull brass finish. Per set.....

Nos. 9293, 5993 and 5893

Lock 4 $\frac{1}{4}$ x3 inches. Reversible. Handles 14 $\frac{1}{2}$ x3 $\frac{1}{4}$ inch.

9293. Store Door Lock and Handles. Lock has cast bronze metal front, dull brass finish, bronze metal bolts, 2 steel keys, 3 tumblers. Handles, wrought bronze metal, dull brass finish. Per set.....

5993. Store Door Lock and Handles. Same as No. 9293, in antique copper finish. Per set.....

5893. Store Door Lock and Handles. Same as No. 9293, with iron face lock and wrought steel handles, antique copper finish. Per set.....



Nos. 1190-1191



Nos. 9292, 5992 and 5892



Nos. 5984, 5983 and 9291



Nos. 9293, 5993 and 5893

STORE DOOR LOCKS AND HANDLES.




No. 4282 and No. 4283.

Lock, 4 $\frac{1}{4}$ x 3 inches. Handles, 12 x 2 $\frac{3}{4}$ inches.

- 1192 Store Door Lock and Handles. Lock has bronze face and bolts, four tumblers, two steel keys. Cast bronze metal handles, sand blast antique copper finish. Price per set....
- 1193 Store Door Lock and Handles. Same as No. 1192 in iron sand blast antique copper finish. Price per set.....

4282. Store Door Lock and Handles. Lock has bronze metal front and bolts, three tumblers and two steel keys. Handles, wrought bronze metal old copper finish. Price per set.

4283. Store Door Lock and Handles. Same as No. 4282 in sand blast O. C. finish. Price per set.....



Nos. 1192 and 1193.

Handles 15 x 2 $\frac{3}{4}$ inches.

Nos. 2278 to 2282.

- 2288 Store Door Lock and Handles. Lock bronze metal front and bolts steel key, three tumblers. Handles plain bronze metal. Price per set..
- 2287 Store Door Lock and Handles. Same as No. 2288 in old copper finish. Price per set.....

... No. 1197.

Handle 12 x 3 inches.

- 1197 Store Door Lock and Handles. Lock has iron face and bronze bolts, two steel keys. Wrought steel plate and iron handle, antique copper finish. Price per set.....

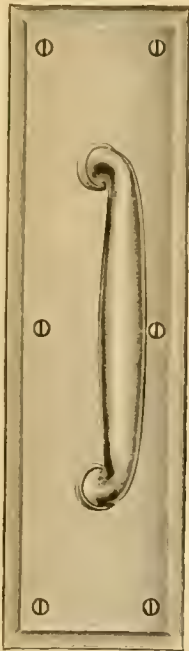
- 2278 Store Door Lock and Handles. Lock, iron front, bronze bolts two steel keys, three tumblers. Handles amber bronzed. Price per set.....
- 2279 Store Door Lock and Handles. Iron front electro bronze plated, bronze bolts, two steel keys, three tumblers. Handles electro bronze plated. Price per set.....
- 2280 Store Door Lock and Handles. Lock bronze metal front and bolts, two steel keys, three tumblers. Handles bronze metal. Price per set.....
- 2281 Store Door Lock and Handles. Same as No. 2279 with rabbitted front lock. Price per set.....
- 2282 Store Door Lock and Handles. Same as No. 2280 with rabbitted front lock. Price per set.....



Nos. 2286 and 2287.

Lock, 4 $\frac{1}{4}$ x 3 in. Handles, 12 $\frac{1}{4}$ x 2 $\frac{3}{4}$ in.

DOOR PULLS



No. 8374 and 8375

No. 8374. Door Pulls, Plate 3x12 inches. Wrought bronze metal with cast bronze metal grip, dull brass finish.

No. 8375. Door Pulls, Plate 3½x15 inches. Wrought bronze metal with cast bronze metal grip, dull brass finish.

PUSH PLATES.



No. 2307 to 8378
2¾x10 inches

No. 2307. Push Plates, wrought steel, electro bronze plated.

No. 2308. Push Plates, wrought steel, old copper finish.


No. 8377. Push Plates, wrought steel, dull brass finish.

No. 1307. Push Plates, bronze metal.

No. 1308. Push Plates, bronze metal, old copper finish.

No. 8378. Push Plates, bronze metal, dull brass finish.

GLASS PUSH PLATE



No. 8237

No. 8237. Glass Push Plate. Plate glass, beveled edge, packed with R. H. Nickel plated screws and rosettes, rubber washers. Price, each.....

DOOR PULLS,



No. 1303 to 8376

2½x9 inches

No. 1303. Door Pulls, bronze metal.

No. 1304. Door Pulls, bronze metal, old copper finish.

No. 8376. Door Pulls, bronze metal, dull brass finish.

GLASS DRAWER KNOB



No. 9234 and 9235

Size 1 inch

No. 9234. Glass Drawer Knobs, with brass capped bolt. Price, each.....

No. 9235. Glass Drawer Knobs, with brass capped bolts, nickel plated. Price, each

GLASS DOOR KNOB



No. 8232

No. 8232. Glass Door Knob. Octagon shape, 2¼ inches, pressed glass, ⅝ inch spindle, base and rose cast bronze metal, dull brass finish. Price, each.....


No. 8234. Glass Drawer Knob. Glass knob same as above, 1¼ inches, with machine screw and washer to fasten from back. Price each.....

PLATE ESCUTCHEON.



No. 8235,

No. 8235. Plate Escutcheon. Cast bronze metal, 1½x1½ inches, dull brass finish. Price each.....




No. 8311

No. 8311. Glass Door Knobs. 2¼ inches, cut glass, ⅝ inch spindle base and rose bronze metal, dull brass finish. Price, each

We carry a full line of Store Door and Thumb Latches. For heavy doors we advise the using of Wrought Iron Latches.


THUMB LATCH.



No. 2312.

- 2312 Thumb Latch, German Bronzed, complete with screws, per doz.....


THUMB LATCH.



No. 2314.

- 2314 Wrought Japanned Thumb Latches, complete with screws, per doz.....

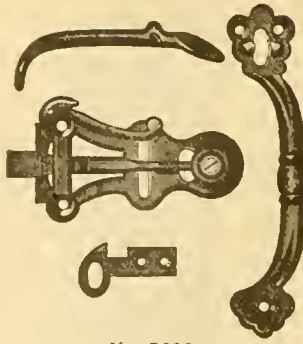
BARN DOOR LATCH.



No. 2315.

- 2315 Extra Heavy Wrought Japanned Barn Door Latch and Handles. Handles 9 in., Thumb piece 6 in., Latch 9 in. Per doz..

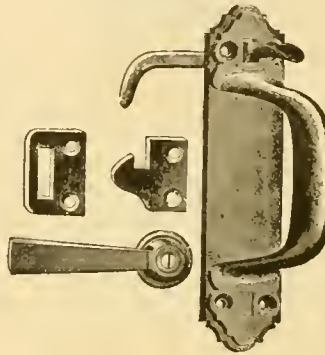
THUMB LATCH.



No. 2313.

- 2313 Thumb Latch, japanned with screws, per doz.....


STORE DOOR HANDLE.



No. 2316.

- 2316 Japanned Heavy Store Door Thumb Latch, per doz.....

DOOR PULLS.



No. 1326.

Nos. 2326 to 2328

Per doz.

- 1326 Door Pulls, wire, brass plated.....
2326 Door Pulls, bronzed, with screws.....
2327 Door Pulls, electro bronze plated, with screws.....
2328 Door Pulls, bronze metal, with screws.....

STORE DOOR HANDLES.




Nos. 2318 to 2320.

Per doz

- 2318 German Bronzed.....
2319 Electro Brouze Plated.....
2320 Genuine Bronze Metal.....
2321 Plain Bronze Metal same style as No. 2320.....


STORE DOOR HANDLES.



No. 2317.

- 2317 Japanned Heavy Store Door, Thumb Latch, per doz.....

DOOR PULLS.



No. 2324.

No. 2325.

- 2324 Door Pulls, Wrought, Japanned, per doz.....
2325 Door Pulls, Wrought, Japanned, Heavy, for Barn Doors, 6x2 inches, per doz..

WROUGHT SASH LOCKS



Nos. 5488 to 8400

Wrought Steel

Per Doz.

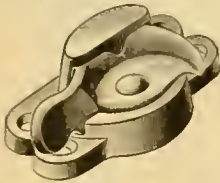
- 5488. Sash Lock. Steel amber finish
- 5492. Sash Lock. Steel electro bronze plated
- 5493. Sash Lock. Steel antique copper finish
- 5494. Sash Lock. Steel sand blast antique copper finish
- 8393. Sash Lock. Wrought steel dull brass finish
- 8394. Sash Lock. Wrought steel sand blast antique brass finish (shaded)

WROUGHT BRONZE METAL

Per Doz.

- 5498. Sash Lock. Bronze metal highly polished
- 5499. Sash Lock. Bronze metal antique copper finish
- 5497. Sash Lock. Bronze metal sand blast antique copper finish
- 8399. Sash Lock. Wrought bronze metal, dull brass finish
- 8400. Sash Lock. Wrought bronze metal sand blast, antique brass finish (shaded)

CAST SASH LOCKS



Nos. 5292 to 8300

Per Doz.

- 5292. Sash Lock. Bronze plated
- 5293. Sash Lock. Iron old copper, unpolished
- 5294. Sash Lock. Sand blast finish
- 8293. Sash Lock. Iron dull brass finish
- 8294. Sash Lock. Iron sand blast antique brass finish (shaded)

CAST BRONZE METAL

Per Doz.

- 5298. Sash Lock. Plain bronze metal
- 5299. Sash Lock. Bronze metal old copper finish
- 5300. Sash Lock. Bronze metal sand blast old copper finish
- 8299. Sash Lock. Bronze metal dull brass finish
- 8300. Sash Lock. Bronze metal sand blast, antique brass finish (shaded)

CAST SASH LOCKS




Nos. 2392 to 2400

Per Doz.

- 2392. Sash Lock. Bronze plated, unpolished
- 2393. Sash Lock. Old copper finish, unpolished
- 2394. Sash Lock. Sand blast old copper finish, unpolished
- 2398. Sash Lock. Bronze metal
- 2399. Sash Lock. Bronze metal old copper finish
- 2400. Sash Lock. Bronze metal, sand blast old copper finish

WROUGHT SASH LIFTS



Nos. 2367 to 2369

Per Doz.

- 2367. Sash Lifts. Wrought iron bronze plated
- 2368. Sash Lifts. Wrought iron old copper finish
- 2369. Sash Lifts. Wrought iron, sand blast, O. C. finish
- 8368. Hook Sash Lift. Steel dull brass finish
- 8369. Hook Sash Lift. Steel antique brass sand blast finish

WROUGHT BRONZE METAL

Per Doz.


- 2370. Sash Lifts. Wrought bronze metal
- 2371. Sash Lifts. Wrought bronze metal, old copper finish
- 2372. Sash Lifts. Wrought bronze metal, sand blast finish
- 8371. Sash Lift. Wrought bronze metal, dull brass finish
- 8372. Sash Lifts. Wrought bronze metal, antique brass sand blast finish



Nos. 2363 and 2364

Per Doz.

- 2363. Sash Lifts. Iron amber bronzed
- 2364. Sash Lifts. Electro bronze plated
- 2365. Sash Lifts. Wrought bronze metal



Nos. 2373 to 8138.

Per doz.

- 2373. Sash Locks and Lifts. bronze metal
- 1373. Sash Locks and Lifts. bronze metal, old copper finish
- 1371. Sash Locks and Lifts. bronze metal, sand-blast, O. C. finish
- 3343. Sash Lock and Lifts. iron, old copper
- 8137. Sash Locks and Lifts. iron, dull brass
- 8138. Sash Locks and Lifts. iron, antique brass, sand blast, shaded

SIDE SASH LOCKS



Nos. 1395 to 1399

Per Doz.

- 1395. Sash Lock. Malleable iron bronzed
- 1396. Sash Lock. Malleable, electro bronze plated
- 1397. Sash Lock. Plain electro bronze plated
- 1398. Sash Lock. Plain old copper finish
- 1399. Sash Lock. Plain bronze metal

CAST BAR SASH LIFTS



1 1/2 x 5 inches.

Nos. 1382 to 8344

Per Doz.

- 1382. Bar Sash Lift. Iron bronze plated
- 1383. Bar Sash Lift. Iron, old copper finish
- 1384. Bar Sash Lift. Iron, sand blast finish
- 8383. Bar Sash Lift. Iron, dull brass finish
- 8384. Bar Sash Lift. Iron, sand blast, antique brass finish (shaded)

CAST BAR SASH LIFTS

Size, 1 1/4 x 4 inches.

Per Doz.

- 1322. Bar Sash Lift. Iron, bronze plated
- 1323. Bar Sash Lift. Iron, old copper finish
- 1324. Bar Sash Lift. Iron, sand blast finish
- 8343. Bar Sash Lift. Iron, dull brass finish
- 8344. Bar Sash Lift. Iron, sand blast, antique brass finish (shaded)

CAST BRONZE METAL

Size, 1 1/2 x 5 inches.

Per Doz.

- 1385. Bar Sash Lift. Bronze metal
- 1386. Bar Sash Lift. Bronze metal, old copper finish
- 1387. Bar Sash Lift. Bronze metal, sand blast finish
- 3386. Bar Sash Lift. Bronze metal dull brass finish
- 8387. Bar Sash Lift. Bronze metal, sand blast antique brass finish (shaded)

WROUGHT BAR SASH LIFTS



Nos. 2382 to 8348

Per Doz.

- 2382. Bar Sash Lift. Wrought iron, bronze plated
- 2383. Bar Sash Lift. Wrought iron, old copper finish
- 2384. Bar Sash Lift. Wrought iron, sand blast, O. C. finish
- 8343. Bar Sash Lift. Wrought iron, dull brass finish
- 8346. Bar Sash Lift. Wrought iron, sand blast, antique brass finish (shaded)

WROUGHT BRONZE METAL

Per Doz.

- 2385. Bar Sash Lift. Bronze metal
- 2386. Bar Sash Lift. Bronze metal, old copper finish
- 2387. Bar Sash Lift. Bronze metal, sand blast O. C. finish
- 8347. Bar Sash Lift. Bronze metal, dull brass finish
- 8348. Bar Sash Lift. Bronze metal, sand blast, antique brass finish (shaded)

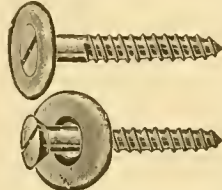
STOP SCREWS AND WASHERS

These permit of removing the stops holding the doors and windows without injuring the wood work.




Nos. 2455 to 8479.

2455. Stop Screws and Washers. Iron bronzed. Price per gross.....
 2456. Stop Screws and Washers. Old copper finish. Price per gross.....
 2457. Stop Screws and Washers. Sand blast finish. Price per gross.....
 8476. Stop Screws and Washers. Iron dull brass finish. Price per gross.....
 8477. Stop Screws and Washers. Iron sand blast antique brass finish. Price per gross.....
 2458. Stop Screws and Washers. Bronze metal. Price per gross.....
 2459. Stop Screws and Washers. Bronze metal old copper finish. Price per gross.....
 2460. Stop Screws and Washers. Bronze metal sand blast finish. Price per gross.....
 8478. Stop Screws and Washers. Bronze metal dull brass finish. Price per gross.....
 8479. Stop Screws and Washers. Bronze metal sand blast antique brass finish. Price per gross.....




Nos. 2461 to 8487.

2461. Stop Screws and Washers. Old copper finish. Price per gross.....
 2462. Stop Screws and Washers. Sand blast finish. Price per gross.....
 2463. Stop Screws and Washers. Plain coppered. Price per gross.....
 8484. Stop Screws and Washers. Iron dull brass finish. Price per gross.....
 8485. Stop Screws and Washers. Iron sand blast antique brass finish. Price per gross.....
 2464. Stop Screws and Washers. Plain bronze. Price per gross.....
 2465. Stop Screws and Washers. Bronze metal, old copper finish. Price per gross.....
 2466. Stop Screws and Washers. Bronze metal, sand blast finish. Price per gross.....
 8486. Stop Screws and Washers. Bronze metal dull brass finish. Price per gross.....
 8487. Stop Screws and Washers. Bronze metal sand blast antique brass finish. Price per gross.....



Nos. 1440 to 8496. Sectional View.


1440. Stop screws and Washers. Electro bronze plated. Price per gross.....
 1441. Stop Screws and Washers. Iron old copper finish. Price per gross.....
 1442. Stop Screws and Washers. Iron sand blast O. C. finish. Price per gross.....
 8493. Stop Screws and Washers. Iron dull brass finish. Price per gross.....
 8494. Stop Screws and Washers. Iron sand blast antique brass finish. Price per gross.....
 2470. Stop Screws and Washers. Plain bronze. Price per gross.....
 1443. Stop Screws and Washers. Bronze metal sand blast old copper finish. Price per gross.....
 1444. Stop Screws and Washers. Bronze metal old copper finish. Price per gross.....
 8495. Stop Screws and Washers. Bronze metal dull brass finish. Price per gross.....
 8496. Stop Screws and Washers. Bronze metal sand blast antique brass finish. Price per gross.....

CASEMENT FASTENERS

Nos. 1508 to 9256

Size 1½x2 inches

1508. Casement Fasteners, iron, antique copper finish. Price, per doz.....
 9251. Casement Fasteners, iron, dull brass finish. Price, per doz.....
 9245. Casement Fasteners, iron, sand blast antique brass. Price, per doz.....
 1618. Casement Fasteners, bronze metal, antique copper. Price, per doz.....
 9254. Casement Fasteners, bronze metal, dull brass. Price, per doz.....
 9256. Casement Fasteners, bronze metal, sand blast antique brass. Price, per doz...

CASEMENT ADJUSTER

No. 8312

8312. Holdfast Casement Adjusters. This casement adjuster is made in the solid bronze metal, dull brass finish, and will operate the sash and lock it at any point without disturbing the screen or curtains. Price, per doz.....



Nos. 1419 to 8471.

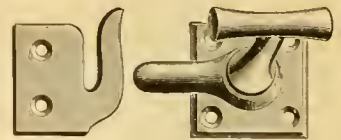
- ¾-inch Wrought Rod, Cast Trimmings.
 1419. Casement Adjusters, coppered iron.
 1420. Casement Adjusters, iron, old copper.
 1421. Casement Adjusters, iron, electro bronze plated.
 8470. Casement Adjusters, iron, dull brass.
 8471. Casement Adjusters, iron, antique brass, sand blast.

	Size, 12-inch.	15-inch.
1419. Each
1420. "
1421. "
8470. "
8471. "

CASEMENT ADJUSTERS


Nos. 1118 to 8337.

- This casement adjuster will operate any casement or transom sash, hinged or pivoted, opening in or out, requires but inch and a quarter for sash swinging out.
 1118. Casement Adjuster, coppered iron.
 1123. Casement Adjuster, iron, old copper.
 8336. Casement Adjuster, iron, dull brass.
 8337. Casement Adjuster, iron, antique brass, sand-blast.

CASEMENT FASTENERS

Nos. 1403 to 8453.

1403. Casement Fastener, iron, antique bronze.
 1408. Casement Fastener, iron, old copper.
 8451. Casement Fastener, iron, dull brass.
 8335. Casement Fastener, iron, antique brass, sand-blast.
 1404. Casement Fastener, bronze metal.
 1405. Casement Fastener, bronze metal, old copper.
 1406. Casement Fastener, bronze metal, sand blast, old copper.
 8452. Casement Fastener, bronze metal, dull brass.
 8453. Casement Fastener, bronze metal, antique brass, sand blast.



Nos. 1409 to 8455.

1409. Casement Fasteners, iron, old copper.
 8418. Casement Fasteners, iron, dull brass.
 8419. Casement Fasteners, iron, antique brass, sand blast.
 1400. Casement Fasteners, bronze metal.
 1401. Casement Fasteners, bronze metal, old copper.
 1402. Casement Fasteners, bronze metal, sand blast, old copper.
 8454. Casement Fasteners, bronze metal, dull brass.
 8455. Casement Fasteners, bronze metal, antique brass, sand blast.



Nos. 1124 to 8392.

1424. Casement Fasteners, iron, old copper.
 8388. Casement Fasteners, iron, dull brass.
 8389. Casement Fasteners, iron, antique brass, sand blast.
 1425. Casement Fasteners, bronze metal, old copper.
 8391. Casement Fastener, bronze metal, dull brass.
 8392. Casement Fasteners, bronze metal, antique brass, sand blast.

WINDOW SPRING BOLTS




Nos. 2452 to 2454

Per Doz.

2452. Window Spring Bolts. Iron bolt, 3 1/4 inches.
2453. Window Spring Bolts. Malleable bolt, 3 1/4 inches.
2454. Window Spring Bolts. Malleable bolts, 3 1/4 inches.

BABCOCK WINDOW SPRINGS



No. 1152

1152. Iron case, malleable iron bolts. Price per dozen.

SASH "PULL DOWN" HOOKS AND SOCKETS



Nos. 2449 to 1453

Nos. 2445 to 2447

Sash Pull Hooks.

- Price Each.
2445. Sash Pull Hook. Amber bronze
2446. Sash Pull Hook. Electro bronze plated
1445. Sash Pull Hook. Iron, old copper finish
1446. Sash Pull Hook. Sand blast O. C. finish
8466. Sash Pull Hook. Iron, dull brass finish
8467. Sash Pull Hook. Iron, sand blast, antique brass finish (shaded).
2447. Sash Pull Hook. Bronze metal.

Sash Sockets.

Per Doz.

2449. Sash Sockets. Amber bronze, with screws.
2450. Sash Sockets. Electro bronze plated
1449. Sash Sockets. Iron, old copper finish
1450. Sash Sockets. Iron, sand blast finish
8462. Sash Socket. Iron, dull brass finish
8463. Sash Socket. Iron, sand blast, antique brass finish (shaded).
2451. Sash Sockets. Bronze metal.
1452. Sash Sockets. Bronze metal, old copper finish
1453. Sash Sockets. Bronze metal, sand blast, old copper finish
8464. Sash Socket. Bronze metal, dull brass finish
8465. Sash Socket. Bronze metal, sand blast, antique brass finish (shaded)

FRENCH WINDOW CATCHES




Nos. 2481 and 2482

Per Doz.

2481. French Window Catch. Amber bronze.
2482. French Window Catch. Electro bronze plated.

CUPBOARD LATCHES




No. 8457 to 1468

Size Latch, 2 1/4 x 1 1/4. Size of Turn, 2 1/4 x 7/8 inches.

These latches are suitable for either right or left hand doors.

Price Each.

8457. Bronze metal. Dull brass finish
8458. Bronze metal. Sand blast, antique brass finish
1467. Bronze metal. Antique copper finish
1468. Bronze metal. Sand blast, antique copper finish



Nos. 1469 and 8462

Case, 2 x 1 1/2 x 1 1/2 inch.

Per Doz.

1469. Mortise Latch. Latch has bronze metal front and bolt, cast bronze T handle and plates, antique copper finish
8461. Mortise Latch. Latch has bronze metal front and bolt, cast bronze T handle and plates, antique brass finish
8462. Mortise Latch. Latch has bronze metal front and bolt, cast bronze metal, T handle and plate, sand blast, antique brass finish (shaded)

FRENCH WINDOW CATCHES



Nos. 2478 to 8475

Per Doz.

2478. French Window Catch. Wrought steel, bronze plated
2479. French Window Catch. Wrought steel, old copper finish
1479. French Window Catch. Wrought steel, sand blast, old copper finish
8437. Wrought Steel French Window Catch. Dull brass finish
8438. Wrought Steel French Window Catch. Sand blast, antique brass finish
2469. Wrought Bronze Metal French Window Catch. Old Copper finish
8474. Wrought Bronze Metal French Window Catch. Dull brass
8475. Wrought Bronze Metal French Window Catch. Sand blast, antique brass finish

CUPBOARD CATCHES



Nos. 2471 to 2473

Per Doz.

2471. Cupboard Catch. Iron amber bronzed
2472. Cupboard Catch. Electro bronze plated
2473. Cupboard Catch. Bronze metal

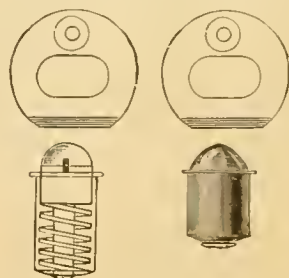


Nos. 2474 to 8239

Per Doz.

2474. Cupboard Catch. Wrought steel, bronze plated
2475. Cupboard Catch. Wrought steel, old copper finish
1475. Cupboard Catch. Wrought steel, sand blast, old copper finish
8238. Cupboard Catch. Wrought steel, dull brass finish
8239. Cupboard Catch. Wrought steel, sand blast, antique brass finish
2476. Cupboard Catch. Wrought bronze metal
2477. Cupboard Catch. Wrought bronze metal, old copper finish
1477. Cupboard Catch. Wrought bronze metal, sand blast, old copper finish
8338. Cupboard Catch. Wrought bronze metal, dull brass finish
8339. Cupboard Catch. Wrought bronze metal, sand blast, antique brass finish


FORGS SPRING CATCHES




- No. 185. Forgs Catch. Brass case and strike. Per dozen

- No. 111. Forgs Catch. Brass case and strike with adjustable brass bolt. Per dozen


In the event of not finding such goods as you desire or are obliged to furnish according to specifications, kindly write us giving make and numbers of goods, and we will be pleased to quote you prices on same.

CUPBOARD TURNS**Nos. 2508 to 2510**

2508. Cupboard Turns, amber bronzed. Per doz.
2509. Cupboard Turns, electro bronze plated. Per doz.
2510. Cupboard Turns, bronze metal. Per doz.

**Nos. 2505 to 2507**


2505. Cupboard Turns, amber bronzed. Per doz.
2506. Cupboard Turns, electro bronze plated. Per doz.
2507. Cupboard Turns, bronze metal. Per doz.

CAST CUPBOARD TURNS**Nos. 2501 to 2504**

2501. Cupboard Turns, bronze plated. Per doz.
2502. Cupboard Turns, iron plated, old copper finish. Per doz.
1502. Cupboard Turns, iron sand blast, O. C. finish. Per doz.
8501. Cupboard Turns, iron, dull brass finish. Per doz.
8502. Cupboard Turns, iron, sand blast, antique brass finish (shaded). Per doz.

CAST BRONZE METAL


8503. Cupboard Turns, bronze metal, dull brass finish. Per doz.
8504. Cupboard Turns, bronze metal, sand blast, antique brass finish (shaded). Per doz.
2503. Cupboard Turns, bronze metal. Per doz.
2504. Cupboard Turns, bronze metal, old copper finish. Per doz.
1504. Cupboard Turns, bronze metal, sand blast, old copper finish. Per doz.

CAST CUPBOARD TURNS**Nos. 2494 to 8500**

2494. Cupboard Turns, iron amber bronzed. Per doz.
2495. Cupboard Turns, bronze plated. Per doz.
2496. Cupboard Turns, iron, old copper finish. Per doz.
2497. Cupboard Turns, iron, sand blast, O. C. finish. Per doz.
8496. Cupboard Turns, iron, dull brass finish. Per dozen.
8497. Cupboard Turns, iron sand blast, antique brass finish (shaded). Per doz.

CAST BRONZE METAL


2498. Cupboard Turns, bronze metal. Per dozen.
2499. Cupboard Turns, bronze metal, old copper finish. Per doz.
2500. Cupboard Turns, bronze metal sand blast, O. C. finish. Per doz.
8499. Cupboard Turn, Bronze metal, dull brass finish. Per doz.
8500. Cupboard Turns, bronze metal, sand blast, antique brass finish (shaded). Per doz.

CAST CUPBOARD TURNS**Nos. 2425 to 8567**

2425. Cupboard Turns, bronze plated. Per doz.
2426. Cupboard Turns, iron, old copper finish. Per doz.
2427. Cupboard Turns, iron, sand blast, O. C. finish. Per doz.
8564. Cupboard Turns, iron, dull brass finish. Per doz.
8565. Cupboard Turns, iron, sand blast, antique brass finish (shaded). Per doz.

CAST BRONZE METAL


2416. Cupboard Turns, bronze metal. Per doz.
2417. Cupboard Turns, bronze metal, old copper finish. Per doz.
8566. Cupboard Turns, bronze metal, dull brass finish. Per doz.
8587. Cupboard Turns, bronze metal, sand blast, antique brass finish (shaded). Per doz.

WROUGHT CUPBOARD TURNS**Nos. 2435 to 8489**

2435. Cupboard Turns, wrought steel bronze plated. Per doz.
2436. Cupboard Turns, wrought steel old copper finish. Per doz.
2437. Cupboard Turns, wrought steel sand blast O. C. finish. Per doz.
8486. Cupboard Turns, wrought steel dull brass finish. Per doz.
8487. Cupboard Turns, wrought steel sand blast, antique brass finish (shaded). Per doz.

WROUGHT BRONZE METAL

2438. Cupboard Turns, wrought bronze. Per doz.
2439. Cupboard Turns, wrought bronze, old copper finish. Per doz.
2440. Cupboard Turns, wrought bronze, sand blast, O. C. finish. Per doz.
8488. Cupboard Turns, wrought bronze, dull brass finish. Per doz.
8489. Cupboard Turns, wrought bronze, sand blast, antique brass finish (shaded). Per doz.

**Nos. 1495 to 8277**

1495. Cupboard Turns, wrought steel, bronze plated. Per doz.
1496. Cupboard Turns, wrought steel, old copper finish. Per doz.
1497. Cupboard Turns, wrought steel, sand blast, O. C. finish. Per doz.
8274. Cupboard Turn, wrought steel, dull brass finish. Per doz.
8275. Cupboard Turns, wrought steel, sand blast, antique brass finish (shaded). Per doz.

WROUGHT BRONZE METAL

1498. Cupboard Turns, wrought bronze. Per doz.
1499. Cupboard Turns, wrought bronze, old copper finish. Per doz.
1500. Cupboard Turns, wrought bronze, sand blast, O. C. finish. Per doz.
8276. Cupboard Turns, wrought bronze, dull brass finish. Per doz.
8277. Cupboard Turns, wrought bronze, sand blast, antique brass finish (shaded). Per doz.


Send us your orders
Our Prices are Right
Our Goods are High Grade
Our Finishes are Up-to-Date
Our Designs the Latest

TRANSOM CATCHES




No. 1463 and 1464

1463. Transom Catch, amber bronzed.
Per doz.....
1464. Transom Catch, electro bronze
plated. Per doz.....



No. 1461 and 1462

1461. Transom Catch, amber bronzed.
Per doz.....
1462. Transom Catch, electro bronze
plated. Per doz.....



No. 1455 to 8563

1455. Transom Catch, iron, bronze plated
Per doz.....
1456. Transom Catch, iron, old copper
finish. Per doz.....
1457. Transom Catch, iron, sand blast,
O. C. finish. Per doz.....
8560. Transom Catch, iron, dull brass
finish. Per doz.....
8561. Transom Catch, Iron, sand blast,
antique brass. Per doz.....
1458. Transom Catch, bronze metal. Per
doz.....
1459. Transom Catch, bronze metal, old
copper finish. Per doz.....
1460. Transom Catch, bronze metal,
sand blast, O. C. finish. Per doz.....
8562. Transom Catch, Bronze metal,
dull brass. Per doz.....
8563. Transom Catch, bronze metal, sand
blast, antique brass. Per doz.....

FLUSH CHEST HANDLES



No. 2355 to 2357

2355. Flush Chest Handles, iron, Japan-
ned, 3 1/2 inch. Per doz. pairs.....
2356. Flush Chest Handles, iron, Japan-
ned, 3 1/2 inch. Per doz. pairs.....
2357. Flush Chest Handles, iron, Japan-
ned, 4 1/2 inch. Per doz. pairs.....

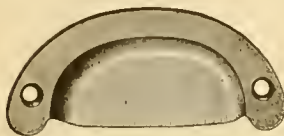
DRAWER PULLS



No. 1422 to 9222

- Size, 4 3/8 inches over all; ends, 3/4 inch square.
No. 1422. Drawer Pull, iron, antique copper
finish.
No. 1432. Drawer Pull, bronze metal, an-
tique copper finish.
No. 9212. Drawer Pull, iron, dull brass fin-
ish.
No. 9222. Drawer Pull, bronze metal, dull
brass finish.

DRAWER PULLS



No. 2329 to 8331

2329. Drawer Pulls, wrought iron, elec-
tro bronze plated. Per doz.....
2330. Drawer Pulls, wrought iron, old
copper finish. Per doz.....
2331. Drawer Pulls, wrought iron, sand
blast, old copper finish. Per doz.....
8330. Drawer pull, wrought steel, dull
brass finish. Per doz.....
8331. Drawer Pulls, wrought steel, sand
blast, antique brass finish (shaded). Per
doz.....

WROUGHT BRONZE METAL

2332. Drawer Pulls, bronze metal. Per
doz.....
2333. Drawer Pulls, bronze metal, old
copper finish. Per doz.....
2334. Drawer Pulls, bronze metal, sand
blast, old copper finish. Per doz.....
8333. Drawer Pulls, wrought bronze, dull
brass finish. Per doz.....
8334. Drawer Pulls, wrought bronze,
sand blast, antique brass finish (shaded).
Per doz.....

FLUSH TRAP DOOR RINGS



No. 2361 and 2362

2361. Flush Trap Door Rings, iron,
Japanned, 2 3/4 inch. Per doz.....
2362. Flush Trap Door Rings, iron,
Japanned, 3 inch. Per doz.....

DRAWER KNOB



No. 9236

Size 7/8 inch.

9236. Drawer Knob. Cast bronze metal,
dull brass finish. Price, each.....

LIFTING HANDLES



No. 2358 to 2360

2358. Lifting Handles, iron, Japanned,
3 inch. Per doz. pairs.....
2359. Lifting Handles, iron, Japanned,
3 1/2 inch. Per doz. pairs.....
2360. Lifting Handles, iron, Japanned,
4 inch. Per doz. pairs.....

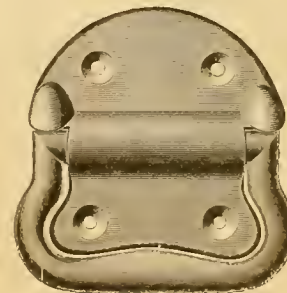
BRASS LIFTING HANDLES



No. 2346 to 2348

2346. Brass Lifting Handles, polished
brass, swings one way, 2 1/2 inch, with
screws. Per doz.....
2347. Brass Lifting Handles, polished
brass, swings one way, 3 inch, with screws.
Per doz.....
2348. Brass Lifting Handles, polished
brass, swings one way, 3 1/2 inch, with
screws. Per doz.....

CHEST HANDLES



No. 2351 to 2354


2351. Chest Handles, iron Japanned, 3
inch. Per doz. pairs.....
2352. Chest Handles, iron, Japanned, 3 1/2
inch. Per doz. pairs.....
2353. Chest Handles, iron, Japanned, 4
inch. Per doz. pairs.....
2354. Chest Handles, iron, Japanned, 5
inch. Per doz. pairs.....

DOOR KNOBS.



No. 2601.


No. Per Doz.
 2600 Porcelain Mortise Knobs, japanned shank and rose
 2601 " " " " " "



No. 2603.


No. Per Doz.
 2602 Jet Mortise Knobs, japanned shank and rose,....
 2603 " " " " " "
 2598 Mineral Mortise Knobs, japanned shank and rose
 2599 " " " " " "

SCREEN DOOR CATCHES.



No. 1411 and 7411.


No. Per Doz.
 1411 Screen Door Catch. Steel, Antique Copper
 7411 Screen Door Catch. Steel, Dull Brass finish.



No. 1412 and 7413.

No. Per Doz.
 1412 Screen Door Catch. Steel, Antique Copper
 7412 Screen Door Catch. Steel, Dull Brass finish.
 1413 Screen Door Catch. Bronze Metal, Antique
 7413 Screen Door Catch. Bronze Metal, Dull
 Brass finish

SCREEN LIFTS



No. 1363.


Per doz.
 1363. Screen Lifts, iron amber
 1364. Screen Lifts, iron amber
 1365. Screen Lifts, Old Copper Finish.



No. 1365 and 1366.

Per doz.
 1365. Screen Lifts, Bronze Plated....
 1366. Screen Lifts, Old Copper Finish.

TRANSOM LIFTS.



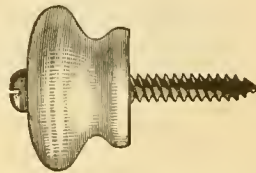
Nos. 2419 to 2429.

Each
 No. 2419 3/4x3 feet, iron bronzed.....
 2420 1/2x4 " " " ".....
 2421 5-16x4 " " " ".....
 2422 5-16x5 " " " ".....
 2423 3/8x5 " " " ".....
 2424 3/8x6 " " " ".....
 2425 1/2x3 " " " ".....
 2426 1/2x4 " " " ".....
 2427 5-16x4 " " " ".....
 2428 3/8x5 " " " ".....
 2429 3/8x6 " " " ".....

Nos. 2419 to 2424 are suitable for transom hinged on top or center.

NOTE—If old copper finish is wanted place the letter R in front of the above numbers.


SHUTTER KNOBS.



No. 2607.

Per Doz.
 No. 2607 Porcelain Shutter
 Knobs, sizes 1, 1 1/4, 1 1/2, 1 3/4
 and 2 inches.....


SHUTTER KNOBS.



Nos. 2608 to 2610.

Per Doz.
 No. 2608 Amber Bronzed Shut-
 ter Knobs, one inch
 2609 Electro Bronzed Plat-
 ed Shutter Knobs,
 one inch.....
 1610 Iron Old Copper Shut-
 ter Knobs, one inch
 2610 Bronze Metal Shut-
 ter Knobs, one inch

TRANSOM CENTERS.



Nos. 2409 and 2410.

2411 to 2414


Per Doz.
Sets.

No. 2409 Transom Center, iron bronzed.....
 2410 Transom Center, iron bronzed, plate
 1 3/4x1 1/4 inch, stem 1/2 inch diam.....
 2411 Transom Center, iron bronzed.....
 2412 Transom Center, iron bronzed, plate
 2 3/4x1 inch, stem 3/8 inch diam.....
 2413 Transom Center, iron bronzed, plate
 3 3/4x1 3/4 inch, stem 9-16 inch diam.....
 2414 Transom Center, iron bronzed plate,
 4 3/4x1 3/4 inch, stem 1/2 inch diam.....

NOTE. If old copper finish is wanted place the letter R in front of the above numbers.

Price in bronze metal quoted on application.


FLUSH RINGS.



Nos. 1419 to 1421.

Per Doz.
 1419 Brass Flush Ring,
 one inch.....
 1420 Brass Flush Ring,
 1 1/4 inch.....
 1421 Brass Flush Ring,
 1 1/2 inch.....


TRANSOM CHAINS.



Nos. 2441 to 2444.

Per Doz.
 No. 2441 Chain, Amber Bronzed, 10 inch, with
 screws.....
 2442 Chain, Amber Bronzed, 12 inch, with
 screws.....
 2443 Chain, Bronze Plated, 10 inch, with
 screws.....
 2444 Chain, Bronze Plated, 12 inch, with
 screws.....


SCREEN DOOR CATCHES.



Nos. 1484 and 1485

- Size $3\frac{1}{4} \times 2\frac{1}{4}$ inches. 2 flat steel keys.
 1484 Screen Door Catch. Bronze metal. Price each.....
 1485 Screen Door Catch. Bronze metal old copper finish. Price each.....

SCREEN DOOR CATCHES.



Nos. 2487 to 2490

- 2487 Screen Door Catch. Bronze metal. Price each.....
 2488 Screen Door Catch. Bronze plated iron. Price each.....
 2489 Screen Door Catch. Bronze old copper finish. Price each.....
 2490 Screen Door Catch. Iron old copper finish. Price each.....

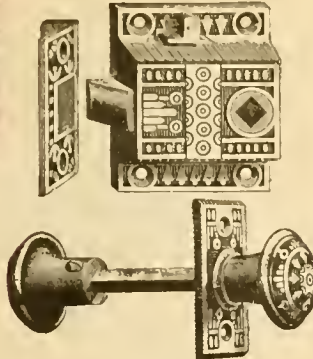
ICE BOX FASTENERS.



Nos. 1430 and 1431

- Extra heavy. Wrought bolts, nuts and washers.
 1430 Japanned Ice Box Fastener, 9 inch lever. Price each.....
 1431 Galvanized Ice Box Fasteners, 9 inch lever. Price each.....
 Also have the above fasteners with 6 and 12 inch levers. Prices on application.


SCREEN DOOR CATCHES.



Nos. 2484 to 2486

- 2484 Screen Door Catch. Amber bronzed. Price each.....
 2485 Screen Door Catch. Electro bronze plated. Price each.....
 2486 Screen Door Catch. Bronze metal. Price each.....


SECRET GATE LATCH.



Nos. 1486 to 1488

- 1486 Secret Gate Latch. Amber bronzed with bronze metal knob. Price each.....
 1487 Secret Gate Latch. Electro bronze plated with bronze metal knob. Price each.....
 1488 Secret Gate Latch. Bronze metal. Price each.....


INDICATOR BOLT.



No. 1490

- Size of Case $2\frac{1}{4} \times 2\frac{1}{4}$ inches. Indicator $3\frac{1}{4}$ inches.
 Operated by T handle from inside. When locked the word "Occupied" is shown on the dial outside. When unlocked the word "Open" appears.
 1490 Bronze Metal Indicator Bolt. For doors from 1 to $1\frac{1}{2}$ inches thick. Price each.....
 Can furnish these bolts in any finish. Price upon application.


REFRIGERATOR LATCH.



Nos. 1435 to 1438

- 1435 Refrigerator Latch. Ornamental amber bronzed, $2\frac{1}{4} \times 1\frac{1}{4}$ inches. Price each.....
 1436 Refrigerator Latch. Plain brass, $2\frac{1}{4} \times 1\frac{1}{4}$ inches. Price each.....
 1437 Refrigerator Latch. Ornamental amber bronzed, $3\frac{1}{4} \times 2$ inches. Price each.....
 1438 Refrigerator Latch. Plain brass, $3\frac{1}{4} \times 2$ inches. Price each.....

CAST BRASS REFRIGERATOR HINGES.



Nos. 1330 to 1333

- 1330 Cast Brass Refrigerator Hinges, $4\frac{1}{2} \times 1\frac{1}{4}$ inches. Price per pair.....
 1331 Cast Brass Refrigerator Hinges, $6\frac{1}{2} \times 1\frac{1}{4}$ inches. Price per pair.....
 1332 Cast Brass Refrigerator Hinges, $7\frac{1}{4} \times 1\frac{1}{4}$ inches. Price per pair.....
 1333 Cast Brass Refrigerator Hinges, $8\frac{1}{4} \times 1\frac{1}{4}$ inches. Price per pair.....

CAST BRASS HINGES



Nos. 1340 to 1342

- 1340 Cast Brass Refrigerator Hinges, $3 \times 1\frac{1}{4}$ inches. Price per pair.....
 1341 Cast Brass Refrigerator Hinges, $3\frac{1}{2} \times 1\frac{1}{4}$ inches. Price per pair.....
 1342 Cast Brass Refrigerator Hinges, $4\frac{1}{2} \times 1\frac{1}{4}$ inches. Price per pair.....

REFRIGERATOR HINGES.



No. 1345

$\frac{3}{8}$ inch offset.

- 1345 Refrigerator Hinges. Amber bronzed, $2\frac{1}{4} \times 5$ inches. Price per pair.....


REFRIGERATOR LATCH.



Nos. 1440 to 1443

- 1440 Refrigerator Latch, $4\frac{1}{4} \times 2\frac{1}{2}$ inches, iron Japanned. Price each.....
 1441 Refrigerator Latch, $5\frac{1}{4} \times 3$ inches, iron Japanned. Price each.....
 1442 Refrigerator Latch, $4\frac{1}{4} \times 2\frac{1}{2}$ inches, brass. Price each.....
 1443 Refrigerator Latch, $5\frac{1}{4} \times 3$ inches, brass. Price each.....

NOTE.—Refrigerator Hinges and Latches are not packed with screws. A small additional charge will be made if screws are desired.
 Can furnish Refrigerator goods nickel plated. Prices on application.

"SUPERIOR" SCREEN DOOR CATCH.

No. 100.


No. 100. Screen Door Catch. Japanned steel. Oil tempered spring. Works automatically. Price, per dozen.....

STORM SASH AND SCREEN NUMBERS.

Storm Sash and Screens can be placed to their proper windows by the above numbers. Attach a number on Storm Sash or Screen and corresponding number to the frame of the window where it belongs.

Price per set

720	Screen number for set of 20 windows (40 numbers).....	
725	" " " 25 " (50 ").....	
730	" " " 30 " (60 ").....	
735	" " " 35 " (70 ").....	
740	" " " 40 " (80 ").....	
750	" " " 50 " (100 ").....	


WINDOW SCREEN CATCH.

No. 103.


Window Screen Catch. Locks any screen tight and fast, whether swung from hinges or sliding in channels. Can be used either on the side or bottom of the window. Light, neat, strong; it takes up little space and does not interfere with the working of the window.

103 Screen Window Catch.


Per doz

SCREEN DOOR HINGES.

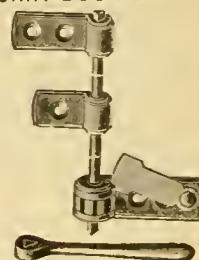
No. 2745.
2745 Japanned Hold Back Spring Hinge.
Price per doz.....

SCREEN DOOR HINGES.

No. 1550.
1550 Upright steel old copper finish, spring hinges. Price per pair ...

SPRING HINGES.

No. 1551.
1551 Japanned double acting spring hinges. Price per pair
For 1 to 1 1/2 inch doors.

TORRY DOOR SPRINGS.

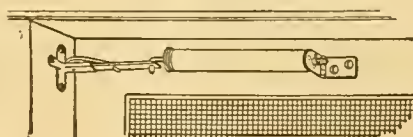
No. 2770.
2770 Torry Door Springs. Malleable iron, steel rod, complete with screws. Price per set

SCREEN DOOR SET.

No. 745.

Screen Door Set. This set consists of
1 pr. Hold-back Spring Hinges, Japanned.
1 Wire Door Pull.
1 2 1/2-inch wire Hook and Eye.

745 Screen Door Set complete, with screws.
.....Per set

SCREEN DOOR CHECK


Screen Door Check is used for right or left hand door without changing any parts of the check. Requires only 1 1/2 inches space between doors.

This check will prevent screen doors, or any other light single-acting doors or office gates, from slamming. It is easily adjusted to close the door fast or slow as desired.

It will pay for itself in a short time, as it will save the screen, also the door from breaking.

The Cylinder, which is 6 1/4 inches long and 7/8 inch in diameter, is made of one-piece seamless brass. The Needle Valve is made of brass metal in two parts. All other parts are made of cold roller steel and are thoroughly tested and fully guaranteed.

No.
1555 Antique copper plated, price each
1556 Dull brass plated, price each



No.
1552 Japanned spring hinge.....per pair
1553 Antique copper finish, spring hinge.....per pair
1554 Dull brass finish spring hinge...per pair

SCHROEDER'S PATENT LOCKING AND NONRATTLING HANGERS AND FASTENERS

For Storm Sash and Screens.



No. 1643
Invisible Hanger.



No. 1642
Visible Hanger.



No. 1644
Fastener, 10 Inches Long.

Very easily and quickly hung or removed either from inside or outside at any time by any person.

No ladder, nails, screws or tools of any kind needed.

All you have to do is hook and unhook. All storm sash, screens and awnings fitted or removed in a few minutes.

Storm sash, screens and awnings substituted for each other, Spring and Fall, without any change in the fittings.

No wind can ever blow the sash or screen off.


Positively no storm sash perfect without these new improved devices, by means of which there is no labor, trouble or expense at all in any way.

Hangers are made from steel, Japanned, and are light and strong. The Fasteners are made from steel and are 10 inches long.

Per set Doz sets

- 1642. Visible Hangers complete with screws...
- 1643. Invisible Hangers complete with screws
- 1644. Fasteners complete with screws.....
- 1645. Visible Hangers and the Fasteners complete
- 1646. Invisible Hangers and the Fasteners complete

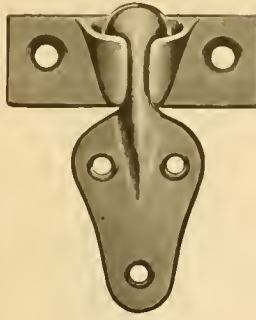
THE BIG 4 COUPLINGS



Cuts representing the Big 4 Corner Brace and Couplings made for putting up storm houses, porch screens and portable screen cottages, or stiffening box corners, in fact they can be used in many places where a rigid corner or coupling is desired. These couplings are valuable to the carpenter and contractor as well as to the consumer, as they can be attached or detached very readily by simply loosening the screws so that they can be slipped on or off at will.

- 114. Corner Brace, per dozen.....
- 115. Coupling, per dozen.....

STORM SASH HANGERS



No. 1659

Ball and Socket Hanger. These Hangers are self explainable as one can readily see how easy it is to throw the ball into the socket, one side at a time, and hang the window in position, a thing that cannot be done with any other hanger on the market. Per doz.....

BASEMENT WINDOW CATCHES



No. 2709

This catch will keep your basement window tight, because it is wedge shape. Price per doz.....




No. 114



No. 115

BASEMENT WINDOW SET



No. 113.

Consists of one pair 2 1/4 inch wrought butts; one Acme Sash Fastener, a strong, secure Lock, which presses the sash tightly into the frame; one 3-inch hook and eye. Packed with screws.

113. Basement Window Set. Per set.....

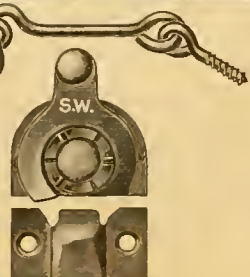

BASEMENT WINDOW HINGES



No. 2708

2708. Malleable Hinges. Windows can be raised and held in that position without the use of a ceiling hook by slipping the sash a little to one side. Windows can be removed without removing the hinges. Price per doz. pairs.....

BASEMENT WINDOW SETS




Nos. 117 and 118

This cellar window set consists of one pair wrought steel butts 2 1/4 inches, one 2 1/2 inch hook and eye and one cam catch. This cam catch has a good sized knob handle which makes it easy to operate and will lock the sash easily and securely in any position ranging over a variation of 3/16 inch. The rivet is extra heavy and the spring tension holds cam handle in proper position.

- No. 117. Cellar Window Set, japanned finish. Price per set..
- No. 118. Cellar Window Set, Sherardized finish.....

SQUARE MORTISE DOOR BOLTS




No. 1725 to 8717

Mortise Bolts

1725. Wrought bronze metal front and strike, bronze metal bolt, and thumb knob. Each
1726. Same as No. 1725 in old copper finish. Each
1727. Same as No. 1725 in sand blast. O. C. finish. Each
8716. Same as 1725, dull brass finish. Each
8717. Same as 1725, sand blast, antique brass. Each

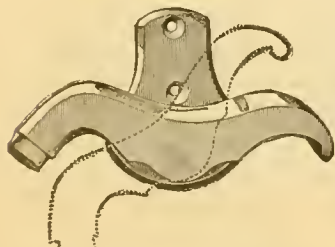
MORTISE DOOR BOLTS



No. 2725 to 8727

2725. Brass case, iron bolts, bronze metal oval thumb knob.
2726. Same as No. 2725, with old copper thumb knob.
2727. Same as No. 2725, with sand blast, old copper oval thumb knob.
8726. Same as No. 2725, with dull brass oval thumb knob.
8727. Same as No. 2725, with sand blast, antique brass oval thumb knob.

DOOR HOLDERS



Nos. 1091 to 1102½

Operated by a light pressure of the toe. No bending over. The rubber tip and spring action is particularly desirable for use on carpet, polished wood or tiled floor.

For medium sized doors.

1091. Door Holder. Iron amber bronzed. Each
- 1092½. Door Holder. Iron antique copper, unpolished. Each
1092. Door Holder. Iron polished bronze plated. Each
1093. Door Holder. Polished bronze metal. Each
- 1093½. Door Holder. Polished bronze metal, antique copper. Each
- For large outside doors
1101. Door Holder. Iron amber bronzed. Each
- 1102½. Door Holder. Iron unpolished antique copper. Each

DOOR HOLDERS

Door Holders, rubber tip on bolt end. Size, 7x2¼ in.

1050. Door Holder, bronze metal. Each

1051. Door Holder, iron, amber bronzed. Each

1052. Door Holder, iron, old copper finish. Each

1053. Door Holder, iron, sand blast. O. C. Finish. Each

8052. Door Holder, iron, dull brass finish. Each

8053. Door Holder, iron, sand blast, antique brass finish. Each



Nos. 1050 to 8053

JUNIOR DOOR HOLDERS

Size, 4¼x1 inch.

Rubber tip on bolt end.

1020. Door Holder. Dull japanned finish. Each

1022. Door Holder. Antique copper finish. Each

8005. Door Holder. Dull brass finish. Each

8006. Door Holder. Antique brass, sand blast. Each



STEEL DOOR HOLDERS

Size, 5x2 inch.
¼ inch bolt, 1¼ inch throw.
Rubber tip on bolt end. 1¼ inches in diameter

1023. Door Holder. Antique copper finish. Each

8008. Door Holder. Dull brass finish. Each

8009. Door Holder. Antique brass, sand blast. Each



NEVER BREAK BASE KNOB



Nos. 610 and 611

A perfect Base Knob, handsome and indestructible. The rubber tip can be easily replaced.

610. Steel Base Knob, polished, electro bronze plated. Per dozen

611. Steel Base Knob, polished, antique copper finish. Per dozen

8482. Steel Base Knob, polished, dull brass finish. Price, per dozen

8483. Steel Base Knob, polished, sand blast, antique brass finish (shaded). Price, per dozen

IRON BASE KNOBS



No. 606

606. Iron Base Knobs. Rubber tip, steel 6crew. Per dozen

607. Iron Base Knobs. Antique copper finish, rubber tip, steel screw. Per doz.

608. Iron Base Knobs. Sand blast antique copper finish, rubber tip and steel screw. Per dozen

8480. Iron Base Knob. Dull brass finish. Per dozen

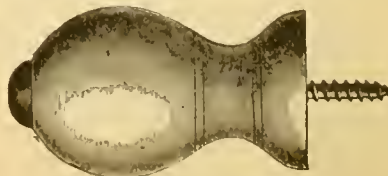
8481. Iron Base Knob. Sand blast antique brass finish. Per dozen

FLOOR DOOR STOP



No. 613

613. Floor Door Stop with rubber band. Price, per dozen



No. 2606

2606. Base Knobs, 2½ inches, ash, birch or maple. Per dozen

2620. Base Knob. 2½ inches, oak, polished. Per dozen

DOOR HOLDERS



No. 1054



No. 1055

1054. Door Holder, to attach to wall, brass and bronze finish. Each

1055. Door Holder, to attach to floor, brass and bronze finish. Each

STORE DOOR HASPS.



No. 2582.
Style of 2583.

- 2582 Removable Hasps, made of $1\frac{1}{4}$ x $\frac{1}{2}$ steel, Japanned, 6 inches long.....
2583 Stationary Hasps, made of $1\frac{1}{4}$ x $\frac{1}{2}$ steel, Japanned, 6 inches long.....

Each

STORE DOOR HASPS.



No. 1582.

Each

- 1582 Solid Bronze Hinge Hasps, $4\frac{1}{2}$ x $1\frac{3}{8}$ inches.....

WROUGHT HINGE HASPS.



No. 1030 to 1033.

Each

- 1030 Hinge Hasp, steel, brass plated, $2\frac{3}{4}$ inches.....
1031 Hinge Hasp, brass, $2\frac{3}{4}$ in..
1032 Hinge Hasp, steel, brass plated, $3\frac{1}{2}$ in.....
1033 Hinge Hasp, brass, $3\frac{1}{2}$ in.

WROUGHT STEEL SQUARE BOLTS.




No. 1723.

- 1723 Wrought Steel Japanese Square Bolts.
Sizes..4 in. 5 in. 6 in.
Per doz
Sizes..7 in. 8 in. 10 in.
Per doz

Note.—If you wish floor plates with above bolts, place the letter F before the number. Price the same as above.

CHAIN DOOR FASTS.



No. 1038 to 1043.

Chain Door Fasteners

Each

- 1038 6-inch, steel, amber bronzed.
1039 " " old copper finish.
1040 6-inch, steel, sand blast, O. C. finish ..
1041 6-inch, bronze metal.....
1042 6-inch, bronze metal, old copper finish.....
1043 6-inch, bronze metal, sand blast, O. C. finish.....

CHAIN DOOR FASTENERS.



No. 1044 to 1046.

Chain Door Fasteners.

Each

- 1044 6-inch, amber bronzed.....
1045 6-inch electro bronze plated.
1046 6-inch bronze metal.....

CAST JAPANNED BARREL BOLTS.



No. 2721.

- 2721 Cast Japanned Barrel Bolts, with Brass Knob.
Sizes3 in., 4 in., 5 in., 6 in.
Per doz.....

WROUGHT STEEL JAPANNED BARREL BOLTS.



No. 2722.

- 2722 Wrought Steel Japanned Barrel Bolts, with brass knob
Size ...2½ in. 3 in. 4 in. 5 in. 6 in.
Per doz.....
2723 Heavy wrought Steel Japanned Barrel Bolts.
Sizes...3 in. 4 in. 5 in. 6 in. 7 in. 8 in.
Per doz.....


WROUGHT PLANISHED AND BRONZED BARREL BOLTS.



No. 2724.

- 2724 Wrought Steel Planished and Bronzed Barrel Bolts with screws.
Sizes.....3 in. 4 in. 5 in. 6 in.
Per doz.....

FLAT FLUSH BOLTS. SPRING BOLTS



No. 4737.

No. 4738.

- 4737 Wrought Steel Flush Bolts, with bronze metal figured knob and slide, sizes 9, 12, 15 and 18 inches, each.....
4738 Wrought Flat Spring Bolts, extra heavy, sizes 8, 10, 12, 15, 18 and 24 inches. Each.....
When ordering state whether rim strike or floor plate is wanted.

CELLAR WINDOW BOLTS.



No. 1721.

- 1721 Wrought Steel Japanned Cellar Window Bolts.....Size 2 in.
Per doz.....

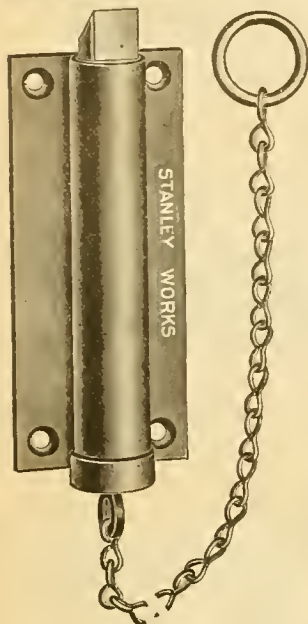
WROUGHT SPRING BOLTS.



No. 1722.

- 1722 Wrought Steel Japanned Spring Bolts.
Size..... 2 in. 2½ in. 3 in. 4 in.
Per doz.....

NOTE.—All Extension Bolts and Bolts Nos. 4721, 4722 and 2724 are packed with screws. The balance of bolts not packed with screws. A small additional charge will be made if screws are ordered.

WROUGHT STEEL CHAIN BOLTS**Nos. 1842 to 8343**



These bolts can be reversed by simply pulling out the bolt and turning it around. Size plates 5 inches long, 2½ inches wide. Bolts ¾-inch round.

Each

1842. Japanned.
 1843. Antique copper..
 8342. Dull brass.....
 8343. Sand-blast
 antique brass

**Nos. 1765 to 8121**

1765. Flush Bolts, Iron, bronze plated, 6, 8 and 10 in.....
 1768. Flush bolts, Iron, old copper finish, 6, 8 and 10 in.....
 8120. Flush Bolts, Iron, dull brass, 6, 8 and 10 in.....
 8121. Flush Bolts, Iron, sand blast, antique brass

FLUSH BOLTS**WROUGHT STEEL FOOT BOLTS****Nos. 1845 to 8346**

These bolts can be reversed by simply pulling out the bolt and turning it around. Size plates 5 inches long, 2 inches wide. Bolts ¾-inch round.

Each

1845. Japanned

1846. Antique copper..
 8345. Dull brass.....
 8346. Sand-blast
 antique brass

**Nos. 1760 to 8124**

1760. Flush Bolts, Iron, hrenzo plated, 6, 8 and 10 in.....
 1761. Flush Bolts, Iron, old copper, 6, 8 and 10 in.....
 8123. Flush Bolts, Iron, dull brass, 6, 8 and 10 in.....
 8124. Flush Bolts, Iron, sand blast, antique brass, 6, 8 and 10 in.....

EXTENSION FLUSH BOLTS**Nos. 2735 to 8511****Nos. 1735 and 1738**

Each

2735. Extension Flush Bolts, bronze metal.....
 2736. Extension Flush Bolts, bronze metal, old copper finish..
 2737. Extension Flush Bolts, bronze metal, sand blast O. C. finish. Sizes, 8, 12, 18 and 24 in.....
 8510. Extension Flush Bolts, bronze metal, dull brass finish..
 8511. Extension Flush Bolts, bronze metal, antique brass sand blast finish (shaded).....
 1735. Extension Flush Bolts, steel, old copper finish.....
 1736. Extension Flush Bolts, steel sand blast, O. C. finish....
 8735. Extension Flush Bolts, steel, dull brass finish.....
 8736. Extension Flush Bolts, steel sand blast, antique brass finish. Size, 8, 12, 18 and 24 in.....

KNOB FLUSH BOLTS

Each

4721. Flush Bolts, steel, old copper finish

8106. Flush Bolts, steel, dull brass finish

8107. Flush Bolts, steel, sand blast, antique brass.....

Size, 1x4 inches.
 4722. Flush Bolts, bronze Metal, old copper finish.....

8125. Flush Bolts, bronze Metal, dull brass finish.....

8126. Flush Bolts, bronze Metal, sand blast, antique brass, Size, ¾x1 inches.

**Nos. 4721 to 8126****BRASS FLUSH BOLTS**

4723. Wrought Brass flush Bolts, ½-inch wide.

Each

- Size, 2½ inch.....
 Size, 3 inch.....
 Size, 3½ inch.....
 Size, 4 inch.....

**No. 4723**

We can furnish the above flush bolts in bronze metal. Write for prices.

GARAGE HARDWARE



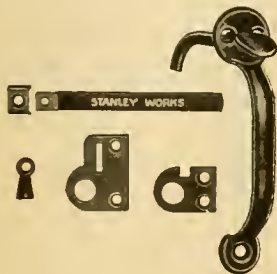
No. 1842 and 640 No. 1845 and 641

No. 1842. Chain Bolts, japanned finish, 6 inches.

No. 640. Chain Bolts, japanned finish, 10 inches.


No. 1845. Foot Bolts, japanned finish, 6 inches.

No. 641. Foot Bolts, japanned finish, 10 inches.



No. 642

No. 642. Thumb Latch, heavy wrought steel, japanned finish, $8\frac{7}{8}$ inches over all. Plates have holes for inserting padlocks. Price, each



No. 643 and 644

No. 643. Shutter Catches, japanned finish, 5 inches.

No. 644. Shutter Catches, japanned finish, 7 inches.



No. 651.

No. 651. Garage Hardware Set. Consists of three pair No. 652 10-inch hinges, one No. 1842 6-inch chain bolt, one No. 1845 6-inch foot bolt, one No. 642 thumb latch, one No. 655 door pull. Price, per set.....



No. 645

No. 645. Wrought Steel Japanned Garage Door Stay. Length, open, 48 inches; closed $27\frac{1}{2}$ inches. Made of 1-inch angle iron. Packed one right-hand and one left-hand in box. Price, per set.....



No. 647

No. 647. Cremorne Bolt, extra heavy wrought steel bolt with cast brass lever handle 7 inches long. Bolts Sherardized finish, $1\frac{1}{2}$ inches wide, $\frac{3}{8}$ inch thick. Plates japanned finish. When ordering state exact size of doors. Price, each




No. 648 and 649

Size 36 inches long, width at joint 4 inches.

No. 648. Ball-Bearing Garage Hinges. Japanned finish, with $1\frac{1}{8}$ -inch offset for wood. Price, per pair.....

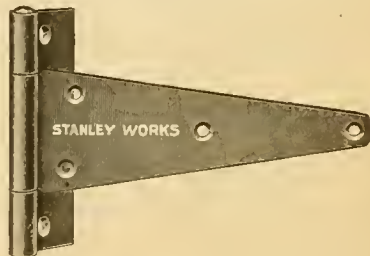
No. 649. Ball-Bearing Garage Hinges. Japanned finish, with $2\frac{1}{4}$ -inch offset for brick or concrete. Price, per pair



No. 650 and 651

No. 650. Ball-Bearing Garage Hinges. Japanned finish, 10 inches long. Price, per pair.....


No. 651. Ball-Bearing Garage Hinges. Japanned finish, 24 inches long. Price, per pair.....



No. 652 and 653.

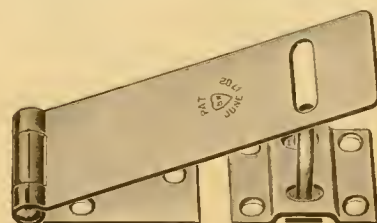
No. 652. Garage Hinges. Extra heavy wrought steel, japanned finish, 10 inches. Price, per pair.....

No. 653. Garage Hinges. Extra heavy wrought steel, japanned finish, 12 inches. Price, per pair.....



No. 655

No. 655. Door Pull, heavy wrought steel, japanned finish, $8\frac{7}{8}$ inches. Price, per dozen.....



No. 654

No. 654. Safety Hasp. Extra heavy wrought steel, japanned finish, 7 inches. Price, each.....

All goods listed on this page packed with screws.

WROUGHT CORRUGATED EXTRA HEAVY T HINGES.

No. 2571. Extra Heavy T Hinge..... Per Pair.
Size 4, 5, 6, 8 and 10 inches.

WROUGHT EXTRA HEAVY T HINGES.


No. 2573. Extra Heavy T Hinge..... Per Pair.
Size 4, 5, 6, 8, 10, 12 and 14 inches.

WROUGHT HEAVY T HINGES.

No. 2575. Heavy T Hinge..... Per Pair.
Size 4, 5 and 6 inches.

WROUGHT HASPS AND STAPLES.

No. 2578. Hasps and staples..... Per Doz.
Size 6, 7, 8, 9, and 10 inches.

WROUGHT HOOKS AND STAPLES.

No. 2581. Hooks and Staples..... Per Doz.
Size 3, 3½, 4, 4½, 5, 5½ and 6 inches.

HEAVY WROUGHT HOOKS HINGES.

Wood screw hook, not welded.

No. 1572. Wrought Hook Hinges, size 8, 10 and 12 inches, per lb.....
14, 16, 18, 20 and 24 inches, per pound.....

WROUGHT CORRUGATED HEAVY STRAP HINGES.

No. 2572. Heavy Strap Hinge..... Per Pair
Size 4, 5, 6, 8 and 10 inches.

WROUGHT HEAVY STRAP HINGES.

No. 2574. Heavy Strap Hinge..... Per Pair.
Size 4, 5, 6, 8, 10 and 12 inches.

WROUGHT LIGHT STRAP HINGES.

No. 2576. Light Strap Hinge..... Per Pair
Size 3, 4, 5, and 6 inches.

WROUGHT STEEL HINGE HASPS

No. 2577. Hinge Hasps..... Per Doz.
Size 3, 4½, 6, 8 and 10 inches.

WROUGHT HASPS AND STAPLES.
With double hooks.

No. 2579. Hasps, Hooks and Staples..... Per Doz.
Size 6, 7, 8, 9 and 10 inches.

WIRE GATE HOOKS AND EYES.

No. 2580. Hooks and Eyes..... Per Doz.
No. 1580. Brass Hooks and Eyes.....
Size 1½, 2, 2½, 3, 3½, 4, 5 and 6 inches.

BRASS CABIN DOOR HOOKS.

No. 1581. Brass Cabin Door Hooks..... Per Doz.
Size 2½, 3, 3½ and 4 inches.

BLIND HINGES.

No. 2584. Blind Hinge, for wood, throws blind 1¼ inches from casing.
Per dozen sets.....

No. 2585. Blind Hinge, for brick, throws blind 3 inches from casing.
Per dozen sets.....

No. 2586. Blind Hinge, for brick, throws blind 3¼ inches from casing.
Per dozen sets.....

GATE HINGES AND LATCH.


No. 571.

Acknowledged to be the best gate hinge and latch.

571 Gate Hinge and Latch complete with screws. Per set.....

No. 1571. Double Acting Steel Gate Hinge and Latch. Per set.....


The only gate hinge and latch made entirely of steel. This is the only adjustable gate latch capable of overcoming shrinkage of gate-post and stile. Complete with screws.

GATE HINGE.

No. 1573. Double Acting Gate Hinge and Latch. Per set.....

Upper Hinge, wrought iron.

WROUGHT BUTTS.



No. 2515.

No. 2515. Common Loose Pin Wrought Butts Per doz.
We carry the above butts in the following sizes: $2\frac{1}{2} \times 2\frac{1}{2}$, 3×3 , $3\frac{1}{2} \times 3\frac{1}{2}$, 4×4 , $4\frac{1}{2} \times 4\frac{1}{2}$ and 5×5 .


WROUGHT BUTTS.



No. 2516.

No. 2516. Common Wrought Iron Tight Pin Butts Per doz.
We carry the above butts in the following sizes: $2\frac{1}{2} \times 2\frac{1}{2}$, 3×3 , $3\frac{1}{2} \times 3\frac{1}{2}$, 4×4 , $4\frac{1}{2} \times 4\frac{1}{2}$ and 5×5 .


BLIND BUTTS.



Nos. 2536 and 2537.

No. 2536. Light Inside Blind Butts Per doz.
" **2537.** " " " " planished and brazed, with screws
Sizes: $1\frac{1}{2}$, $1\frac{3}{4}$, $1\frac{1}{2}$ and $1\frac{1}{2}$ inches.

WROUGHT BUTTS.



No. 2534.

No. 2534. Loose Pin Narrow Wrought Butts Per doz.
Size: $1\frac{1}{2}$, 2 , $2\frac{1}{4}$, $2\frac{1}{2}$, $2\frac{3}{4}$ and 3 inches.


WROUGHT BUTTS.



Nos. 2533 and 2535.

No. 2533. Light Narrow Wrought Butts Per doz.
" **2535.** Light Narrow Wrought Butts, polished and bronzed, with screws
Sizes: $1\frac{1}{2}$, 2 , $2\frac{1}{4}$, $2\frac{1}{2}$, $2\frac{3}{4}$, 3 and $3\frac{1}{2}$ inches.

WROUGHT BRASS BUTTS




No. 1533.

No. 1534.

No. 1533. Narrow Brass Butts Per doz.
" **1534.** Middle Brass Butts
" **1535.** Broad Brass Butts
Sizes same as Desk Butts.

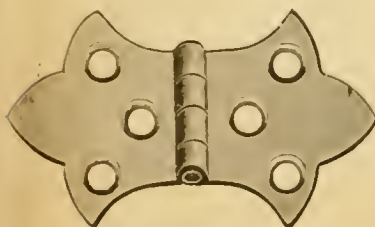
DESK BUTTS.



No. 1536.

No. 1536. Wrought Brass Desk Butts Per doz.
Sizes: $\frac{1}{2}$, $\frac{3}{4}$, 1 , $1\frac{1}{4}$, $1\frac{1}{2}$, $1\frac{3}{4}$, 2 , $2\frac{1}{4}$, $2\frac{1}{2}$ and 3 inches.

SURFACE HINGES.



Wrought brass Nos. 3986 and 3987 $1\frac{1}{2} \times 2\frac{1}{4}$ inches.
Nos. 3988 and 3989 1×3 inches.

No. 3986. Brass Hinges Per pair
" **3987.** " " old copper ...
" **3988.** " " old copper ...
" **3989.** " " old copper ...

SURFACE HINGES.

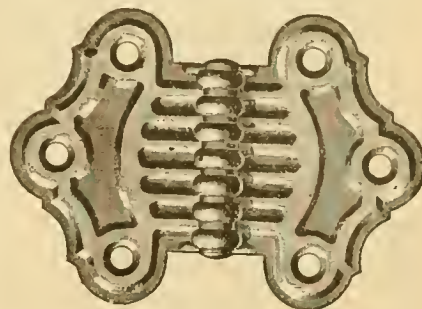


$\frac{1}{2}$ size cut.

Nos. 3992 and 3993.

No. 3992. Hinges, brass, $1\frac{1}{2} \times 3$ inches Per pair
" **3993.** " " old copper, $1\frac{1}{2} \times 3$ inches

CORRUGATED HINGES.

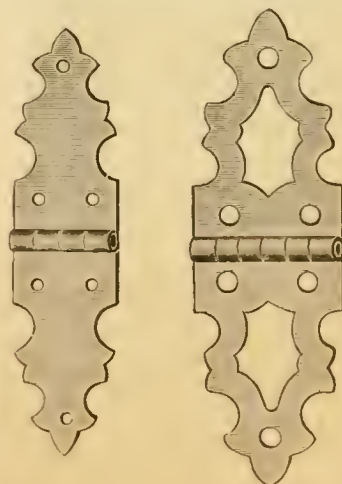


$\frac{1}{2}$ size cut.

Nos. 3996 and 3997.

No. 3996. Hinges, brass, $2\frac{1}{4} \times 3\frac{3}{4}$ Per pair
" **3997.** " " old copper, $2\frac{1}{4} \times 3\frac{3}{4}$

FANCY WROUGHT BRASS HINGES.




Nos. 3981 and 3982.
 $2\frac{1}{2} \times \frac{1}{2}$ inches.

Nos. 3985 and 3984.
3x1 inches.

No. 3981. Steel, brass plated Per pair
" **3982.** Brass
" **3983.** Steel, brass plated
" **3984.** Brass

NOTE: All Butts are priced without screws unless specified with screws.

BALL BEARING LOOSE PIN BUTTS



Nos. 519 to 823

Per Pair.

519. Steel, bronze plated, unpolished butts.....
 520. Steel, antique copper finish, unpolished butts.....
 521. Steel, sand blast antique copper finish, unpolished butts.....
 820. Steel, dull brass, unpolished butts.....
 821. Steel, sand blast antique brass finish butts.....
 823. Steel, dull brass, polished butts.....

STEEL PIN BUTTS



Nos. 2518 to 8521


Per Pair.

2518. Wrought iron, japanned butts
 2519. Steel bronze plated, unpolished butts.....
 2520. Steel old copper finish, unpolished butts.....
 2521. Steel sand blast finish, unpolished butts.....
 2523. Steel old copper finish, polished butts.....
 8520. Steel butts; unpolished dull brass finish.....
 8523. Steel butts; polished dull brass finish.....
 8521. Steel butts; unpolished antique brass sand blast finish (shaded)

We carry the above Loose Pin Butts in the following sizes, $2\frac{1}{2} \times 2\frac{1}{2}$, 3×3 , $3\frac{1}{2} \times 3\frac{1}{2}$, 4×4 , $4\frac{1}{2} \times 4\frac{1}{2}$ and 5×5 .

All the above butts are packed one pair in a box with screws, except the No. 2518 japanned butt.

BRONZE METAL LOOSE PIN BUTTS




Nos. 2528 to 8529

Per Pair.

2528. Plain bronze metal butts.....
 1528. Bronze metal old copper finish butts.....
 1529. Bronze metal sand blast, old copper finish butts.....
 8528. Bronze metal butts, dull brass finish.....
 8529. Bronze metal butts, antique brass sand blast finish.....
 The above are carried in following sizes: 3×3 , $3\frac{1}{2} \times 3\frac{1}{2}$, 4×4 , $4\frac{1}{2} \times 4\frac{1}{2}$, 5×5 , and are all packed complete with screws.

LOOSE PIN CAST BUTTS



No. 2513

Per Doz.

2513. Cast Iron Loose Pin Butts.....
 We carry the above butts in the following sizes: $2\frac{1}{2} \times 2\frac{1}{2}$, 3×3 , $3\frac{1}{2} \times 3\frac{1}{2}$, 4×4 , $4\frac{1}{2} \times 4\frac{1}{2}$ and 5×5 .



LOOSE PIN BRONZE BUTTS

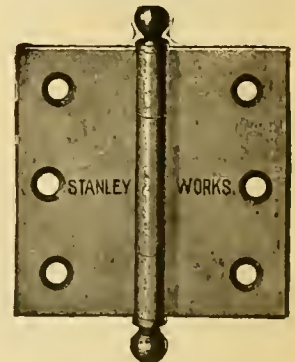


Nos. 2540 to 8542

Per Doz.

2540. Bronze Metal Loose Pin Butts, $2\frac{1}{2} \times 1\frac{1}{4}$ in., with screws.....
 2541. Bronze Metal Loose Pin Old Copper Finish Butts, $2\frac{1}{2} \times 1\frac{1}{4}$ in., with screws.....
 2542. Bronze Metal Loose Pin Sand Blast Finish Butts, $2\frac{1}{2} \times 1\frac{1}{4}$ in., with screws.....
 8541. Bronze Metal Loose Pin, dull Brass Finish Butts, $2\frac{1}{2} \times 1\frac{1}{4}$ in., with screws.....
 8542. Bronze Metal Loose Pin, sand blast antique brass finish butts, $2\frac{1}{2} \times 1\frac{1}{4}$ in., with screws.....

LOOSE PIN STEEL BUTTS



Nos. 2529 to 8532

Per Doz.

2529. Steel bronze plated butts, with screws.....
 2531. Steel old copper finish butts, with screws.....
 2532. Steel sand blast, old copper finish butts, with screws.....
 8531. Steel dull brass finish butts. Price per pair.....
 8532. Steel antique brass sand blast finish (shaded) butts.....
 Price, per pair.....
 Sizes, 2×2 , $2\frac{1}{2} \times 2$, $2\frac{1}{2} \times 2\frac{1}{2}$ inches.

SEPARABLE REVERSIBLE HINGE

This hinge is designed for storm and screen doors. The door may be swung at right angles and lifted from its bearings without removing the screws, as the shank slides through the small slot in the upper ear so that it makes it very easy to change from storm to screen doors and from screen to storm doors without removing the hinges. Hinge is made of open hearth wrought steel, 14 gauge, and finished in black baked japan or oxidized copper.

Sizes, $3\frac{1}{2} \times 2\frac{1}{2}$ inches.

Per Doz.

2790. Reversible hinge, japanned.....
 2791. Reversible hinge, antique copper.....

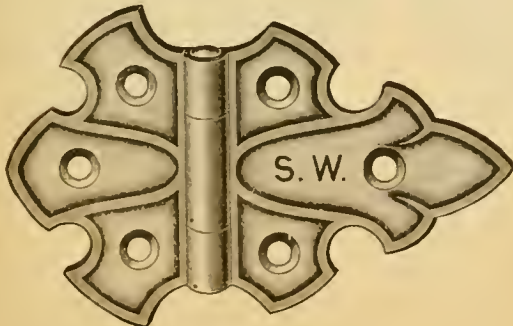
REVERSIBLE SURFACE DOOR BUTTS



Nos. 530 and 8920

530. Reversible Surface Door Butts. Steel, Antique Copper finish. Price per pair.....
8920. Reversible Surface Door Butts. Steel, Dull Brass finish. Price per pair.....
Above butts are carried in the following sizes: 2, 2½, 3, 3½, 4, and 4½ inches, packed with screws, one pair in box.

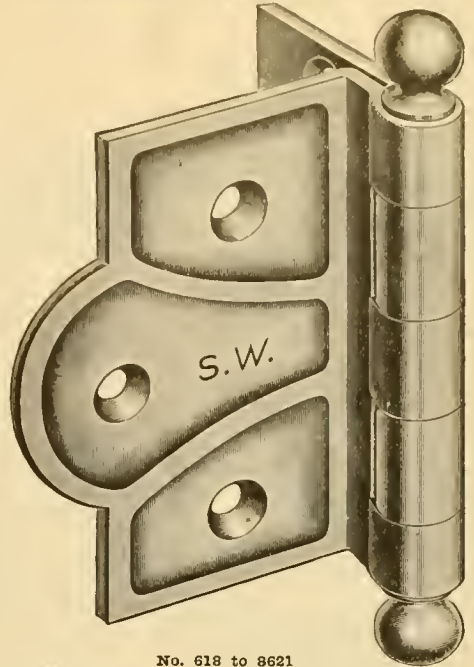
WROUGHT ORNAMENTAL HINGES



No. 3978 to 8978

3978. Steel, Antique Copper Hinges. Per dozen pair.....
8968. Steel, Dull Brass Hinges. Per dozen pair.....
8978. Steel, Sand Blast, Antique Brass Hinges. Per dozen pair.....

REVERSIBLE SURFACE DOOR BUTTS

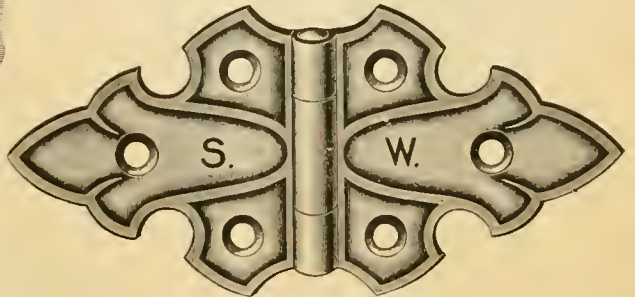


No. 618 to 8621

A Loose Pin Ball Tip Reversible Butt.

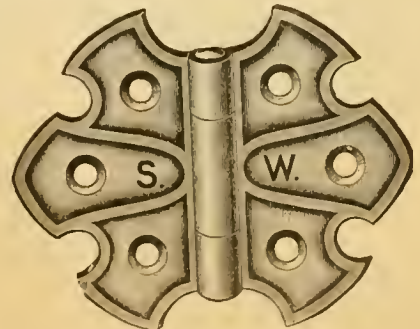
618. Steel Japanned Butts. Per pair
620. Steel Old Copper Finished Butts. " "
621. Steel Sand Blast Old Copper Finish Butts. " "
8620. Steel Dull Brass Finish Butts. " "
8621. Steel Sand Blast Antique Brass Finish Butts. " "
Above butts are carried in the following sizes: 2, 2½, 3, 3½, 4, and 4½ inches. Packed with screws, one pair in box.

WROUGHT ORNAMENTAL HINGES



No. 3977 to 8977

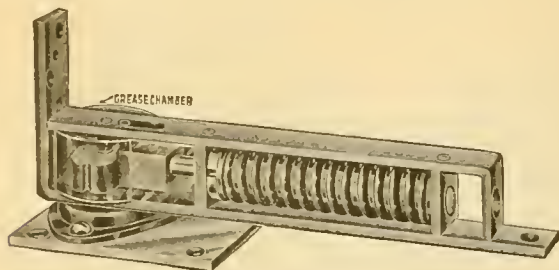
3977. Steel, Antique Copper Hinges. Per dozen pair.....
8967. Steel, Dull Brass Hinges. Per dozen pair.....
8977. Steel, Sand Blast, Antique Brass Hinges. Per dozen pair.....



No. 3979 to 8979

3979. Steel, Antique Copper Hinges. Per dozen pair.....
8969. Steel, Dull Brass Hinges. Per dozen pair.....
8979. Steel, Sand Blast, Antique Brass Hinges. Per dozen pair.....

HOLD BACK SURFACE FLOOR HINGE

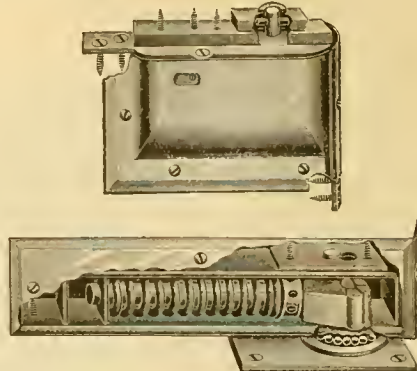


No. 354 to 759.

This floor Hinge is provided with a Dust Proof Grease Chamber enclosing and lubricating the working parts of the hinges. It is also fitted with a positive lock which will hold the door open at 90 degrees, and is fitted with aligning feature which is very simple, and is so arranged that to center a door it is not necessary to remove the side plates or take the door off the hinge.

- No. 354. Floor Hinge. Steel, Japanned finish.....
 No. 356. Floor Hinge. Steel, Antique Copper finish.....
 No. 758. Floor Hinge. Steel, Dull Brass finish.....
 No. 759. Floor Hinge. Steel Sand-Blast, Antique Brass finish

SHELBY IMPROVED FLOOR HINGE AND CHECK

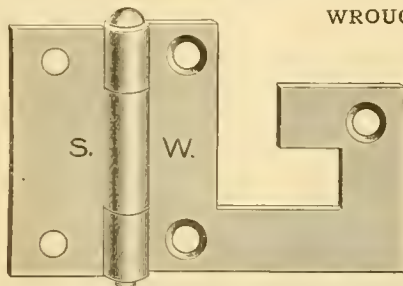


No. 646 and 657

Shelby Chief Floor Hinge and Check. The Check is of the liquid type, and can be regulated to make door close fast or slow without removing plates. The spring is so constructed that when in actual use the entire weight of door is carried on hardened steel ball bearings set in hardened cups, $1\frac{1}{8}$ to $1\frac{1}{2}$, $1\frac{3}{4}$ to 2.


- No. 646. Antique Copper Door Check and Spring. Per set..
 No. 656. Dull Brass Door Check and Spring Per set.....
 No. 657. Sand-Blast, Antique Brass Door Check and Spring
 Per set

WROUGHT ORNAMENTAL HINGES



No. 1978 to 19978

- No. 1978. Steel, Antique Copper Hinges. Per dozen pair....
 No. 9968. Steel, Dull Brass Hinges. Per dozen pair.....
 No. 9978. Steel, Sand-Blast, Antique Brass Hinges. Doz. pair.



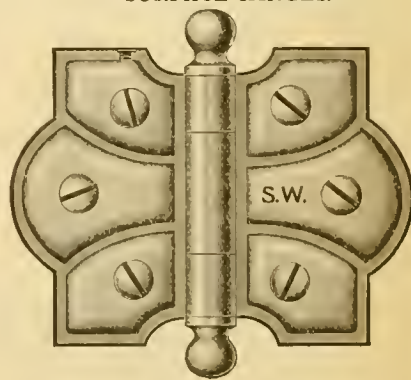
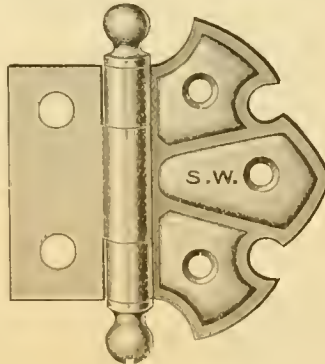
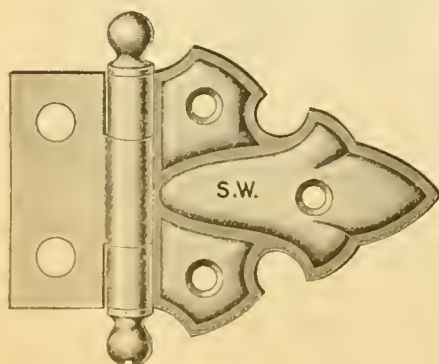
No. 1979 to 19979

- No. 1979. Steel, Antique Copper Hinges. Per dozen pair....
 No. 9969. Steel, Dull Brass Hinges. Per dozen pair.....
 No. 9979. Steel, Sand-Blast, Antique Brass Hinges. Doz. pair.

HALF SURFACE HINGES.

HALF SURFACE HINGES.

SURFACE HINGES.



- No. 1922. Half Surface Hinges. Steel, Antique Copper Finish
 No. 9932. Half Surface Hinges. Steel, Dull Brass Finish.
 No. 9942. Half Surface Hinges. Steel, Sand-Blast, Antique Brass Finish.
 Surface Hinges same design as above.
 No. 1924. Surface Hinges. Steel, Antique Copper Finish.
 No. 9934. Surface Hinges. Steel, Dull Brass Finish.
 No. 9944. Surface Hinges. Steel, Sand-Blast, Antique Brass Finish.

- No. 1925. Half Surface Hinges. Steel, Antique Copper Finish.
 No. 9935. Half Surface Hinges. Steel, Dull Brass Finish.
 No. 9945. Half Surface Hinges. Steel, Sand-Blast, Antique Brass Finish.
 Surface Hinges same design as above.
 No. 1926. Surface Hinges. Steel, Antique Copper Finish.
 No. 9936. Surface Hinges. Steel, Dull Brass Finish.
 No. 9946. Surface Hinges. Steel, Sand-Blast, Antique Brass Finish.

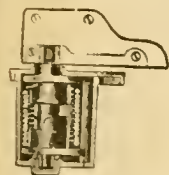
- No. 1928. Surface Hinges. Steel, Antique Copper Finish.
 No. 9938. Surface Hinges. Steel, Dull Brass Finish.
 No. 9948. Surface Hinges. Steel, Sand-Blast, Antique Brass Finish.
 Half Surface Hinges same design as above.
 No. 620. Half Surface Hinges. Steel, Antique Copper Finish.
 No. 8620. Half Surface Hinges. Steel, Dull Brass Finish.
 No. 8621. Half Surface Hinges. Steel, Sand-Blast, Antique Brass Finish.

BALL BEARING FLOOR SPRING HINGES.



For Banks, Churches, Public Buildings, Vestibule, Butlers' Pantry, and Outside Doors.

Their Ball Bearing insures minimum of friction, operates easily and without noise.



Sectional View.

Nos. 2544 to 8547.

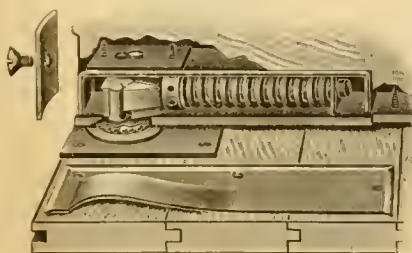
Per set.

- 2544. Iron japanned.....
- 2545. Iron, bronze plated.....
- 2546. Iron, old copper finish.....
- 2547. Iron, sand blast old copper finish
- 8546. Iron, dull brass finish.....
- 8547. Iron, antique brass, sand blast finish (shaded).....

We carry floor hinges for doors.

From $\frac{3}{8}$ to $1\frac{1}{2}$ inches.
From $1\frac{3}{4}$ to 2 inches.
From 2 to $2\frac{1}{2}$ inches.

IMPROVED FLOOR HINGE



Nos. 544 to 8257

Improved Floor Hinge. Does not require a mortise cut into the floor, but are secured to the surface.

Adjustable. Per set.

- 544. Iron, japanned.....
- 545. Iron, bronze plated finish...
- 546. Iron, antique copper finish..
- 547. Iron, antique copper sand blast finish.....
- 8256. Iron, dull brass finish.....
- 8257. Iron, antique brass sand blast finish, shaded.....

For door $1\frac{1}{4}$ to $1\frac{1}{2}$ inches.
For door $1\frac{3}{4}$ to 2 inches.

In ordering above hinges be careful to give thickness of doors. We also have above hinges in bronze metal and in all finishes.

SURFACE FLOOR SPRING HINGE

Adjustable Top Pivot



The "Chicago" Surface Floor Spring Hinge (Type 6000) is an article fully adapted to the highest class of requirements. Structurally it is extremely substantial and possesses mechanical features of efficient and practical value. It has ample spring power for the most excessive demands, a simple tension adjustment and ball-bearings on which the weight of the door is carried.

The unique feature by which the spring action is readily released, allowing the door to remain open at any desired position, is of great convenience and is automatic in re-engaging as the door is swung to the closed position.


The "Adjustable Top Pivot" is always furnished with this hinge, permitting the door to be readily taken down and allowing full clearance of doorway.

In ordering the above hinges be careful to give thickness of doors. We also have above hinges in bronze metal and in all finishes.

- 4454. Iron, japanned.....
- 4456. Iron, old copper finish.....
- 8456. Iron, dull brass finish.....
- 8459. Iron, sand blast antique brass finish.....

For doors $1\frac{1}{4}$ to $1\frac{1}{2}$.
For doors $1\frac{1}{2}$ to 2.

SURFACE FLOOR SPRING HINGE




This hinge is far superior to the old style floor hinge, because it is above the floor, concealed in the door between the side plates, which fully protect it from grit and moisture. The ball-bearing is located on top of hinge. These hinges are used to the best of satisfaction wherever spring hinges are wanted. They are easily and quickly applied, have large wearing surfaces, and are neat, strong and durable.

Per set.

- 456. Iron, old copper finish.....
- 856. Iron, dull brass finish.....
- 857. Iron, antique brass, sand blast finish

For door $1\frac{1}{4}$ to $1\frac{1}{2}$ inches.
For door $1\frac{3}{4}$ to 2 inches.

DOUBLE ACTING HINGE



Nos. 556 to 859

Double Acting Hinges. Per pair.

- 556. Spring Hinges, japanned.....

- 557. Spring Hinges, bronze plated finish

- 558. Spring Hinges, antique copper finish

- 858. Spring Hinges, dull brass finish

- 859. Spring Hinges, sand blast antique brass (shaded) finish.....

Sizes: 4 inches for doors $\frac{3}{8}$ to $1\frac{1}{4}$ in.
5 inches for doors $1\frac{1}{4}$ to $1\frac{1}{2}$ in.
6 inches for doors $1\frac{1}{2}$ to $1\frac{3}{4}$ in.
7 inches for doors $1\frac{3}{4}$ to 2 in.
8 inches for door $1\frac{3}{4}$ to $2\frac{1}{4}$ in.

CHICAGO DOUBLE ACTING SPRING BUTTS



Combination Hinges and Blanks

Per set.

- 2556. Combination spring hinge and blank, japanned.....

- 2557. Combination spring hinge and blank, unpolished, bronzed

- 2558. Combination spring hinge and blank, unpolished old copper

- 2559. Combination spring hinge and blank, unpolished, sand blast old copper finish..


- 8558. Combination spring hinge and blank, unpolished, dull brass finish.....

- 8559. Combination spring hinge and blank, sand blast antique brass finish.....

The Combination spring hinge consists of one spring hinge and one blank, and is strong enough for all ordinary inside doors. The above spring hinges and combination hinges are carried in the following sizes:

For doors $\frac{3}{8}$ to 1 inch.
For doors $1\frac{1}{4}$ to $1\frac{1}{2}$ inches.
For doors $1\frac{3}{4}$ to $1\frac{1}{2}$ inches.
For doors $1\frac{3}{4}$ to 2 inches.

SARGENT CHECKS AND SPRINGS




Nos. 1663 to 1667

Sargent Liquid Door Check and Spring.

- 1663 For screen door. Price each....
 1664 For narrow inside door. Price each.....
 1665 For inside doors not over three feet wide and outside doors not over 2½ feet wide. Price each....
 1666 For wide inside doors and outside doors not over three feet wide. Price each.....
 1667 For large outside doors. Price each.....

RIXON'S CHECK AND SPRINGS.




Nos. 663 to 667.

Rixon Liquid Door Check and Spring.

- 663 For screen door.....
 664 For narrow inside door.....
 665 For inside doors not over 3 feet wide and outside doors not over 2½ feet wide.....
 666 For wide inside doors and outside doors not over 3 feet wide.....
 667 For large outside doors.....

CORBIN'S DOOR CHECKS AND SPRINGS.



Nos. 2664 to 2667.


2664 For narrow inside doors....

2665 For inside doors not over 3 feet wide and outside doors not over 2½ feet wide.....

2666 For wide inside and outside doors not over 3 feet wide..

2667 For large outside doors....

COIL DOOR SPRINGS.




No. 1567 to 1570.

Each.

- 1567 Light Coil Spring.....
 1568 Medium ".....
 1569 Heavy ".....
 1570 Extra heavy ".....
 Packed complete with screw eyes.

WIRE DOOR MATS.



Nos. 1585 to 1592.

Each.

- 1585 Mat 16 x 24 inches. Frame has no center brace.....
 1586 Mat 18 x 30 inches. Frame has no center brace.....
 1587 Mat 22 x 36 inches. Frame has one brace rod.....
 1588 Mat 26 x 40 inches. Frame has one brace rod.....
 1589 Mat 30 x 48 inches. Frame has one brace rod.....
 1590 Mat 36 x 48 inches. Frame has two brace rods.....
 1591 Mat 36 x 60 inches. Frame has two brace rods.....
 1592 Mat 36 x 72 inches. Frame has two brace rods.....

JAPANNED FOOT SCRAPER.



No. 1593.

- 593 Wrought Steel Japanned Foot Scraper. Price each.....

CHICAGO DOOR SPRINGS.



Nos. 2567 to 2570.

- 2567 Chicago Door Spring. Each. Length, 9 inches.....
 2568 Chicago Door Spring. Length, 11½ inches.....
 2569 Chicago Door Spring. Length, 13 inches.....
 2570 Chicago Door Spring. Length, 14 inches.....


JAPANNED FOOT SCRAPER.



No. 1594.

- 1594 Japanned Foot Scraper. Price each.....

RELIANCE DOOR SPRINGS.




Nos. 2564 to 2566.

Each.

- 2564 Reliance Door Spring, light
 2565 " " " medium
 2566 " " " heavy..

The Reliance is a heavy and Strong Spring, suitable for heavy doors, gates, etc. The Chicago is a spring similar to the Reliance, only lighter and suitable for storm doors, etc. The coils in both springs are guaranteed.


JAPANNED FOOT SCRAPER.



No. 1595.

- 1595 Japanned Foot Scraper. Price each.....


DOOR BELLS.



Nos. 2738 and 2739.

- 2738 Door Bell. $3\frac{1}{4}$ inch nickel plated Bell, bronze metal push button. Price each.....
- 2739 Door Bell. $3\frac{1}{4}$ inch nickel plated Bell, bronze metal push button, old copper finish. Price each.....

DOOR BELLS.



Nos. 1890 to 1893.

- 1893 Door Bell. $3\frac{1}{4}$ inch bronze Bell, bronze metal turn, old copper finish. Price each.....
- 1892 Door Bell. $3\frac{1}{4}$ inch bronze Bell, bronze metal turn. Price each.....
- 1894 Door Bell. $3\frac{1}{4}$ inch bronze Bell, bronze plated turn. Price each.....
- 1891 Door Bell. $3\frac{1}{4}$ inch bronze bell, old copper finish steel turn. Price each.....

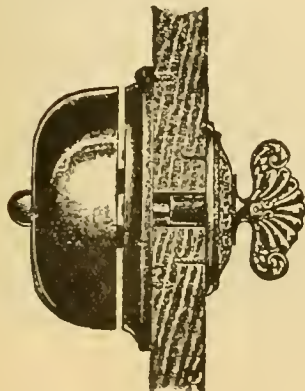
DOOR BELLS.



Nos. 1895 to 1897.

- 1897 Door Bell. $3\frac{1}{4}$ inch iron broozed Bell, amber bronzed turn. Price each.....
- 1898 Door Bell. $3\frac{1}{4}$ inch iron bronze plated Bell, bronze plated turn. Price each.....
- 1895 Door Bell. $3\frac{1}{4}$ inch iron bronze plated Bell, bronze metal turn. Price each.....

DOOR BELLS.



No. 2740.

- 2740 Door Bell. $3\frac{1}{4}$ inch nickel plated Bell, bronze metal turn, old copper finish. Price each.....

ELECTRIC RING DOOR BELLS.

NO BATTERY. SELF WINDING.

Rings as you push the button, or as you rotate the bell turn.

Nos. 2738, 2739 and 2740.

These Bells are made of the finest bell metal, and give forth a clear, distinct and penetrating sound. They are equal to a powerful electric bell, and respond instantly when the pressure is applied to the push button or the slightest movement of the turn either way. No battery is needed; it is self acting, self winding, and is always ready for use, requiring no attention after it is set in place, and will not get out of order.

ROTARY DOOR BELL.

Nos. 1890 to 1893.


Rings as you rotate the bell turn. The Bell is made of bronze metal, and gives forth a clear and distinct sound.

ROTARY DOOR BELL.

Nos. 1897 to 1892.

Rings as you rotate the bell turn. The Bell is made of iron and mixed with metal, and gives forth a good loud sound, and is a first class article for the money.

ELECTRIC BELL SET.



Nos. 2741 and 2742.

- 2741 Electric Bell Set. Consists of one iron box Bell with a $2\frac{1}{4}$ inch gong, one Mescro dry battery, one wood push button and 75 feet of insulated wire with staples. Price each.....
- 2742 Electric Bell Set. Same as No. 2741 with a bronze metal old copper finish push button. Price each.....

SAND PAPER, EMERY PAPER AND CLOTH.

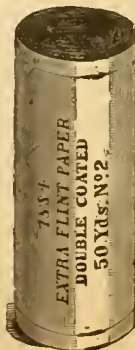


EXTRA FLINT PAPER.

- No. 00 to $1\frac{1}{4}$ Sand Paper. Price per quire..
- No. 2, 2 $\frac{1}{2}$ and 3 Sand Paper. Price per quire.....
- No. 00 to $1\frac{1}{4}$ Emery Paper. Price per doz.
- No. 2 Emery Paper. Price per doz.....
- No. FF to $1\frac{1}{4}$ Emery Cloth. Price per doz.
- No. 2 Emery Cloth. Price per doz.....

Also carry stock of Garnet Paper in sheets and rolls.

ROLL SAND PAPER.



24 inches wide. 50 yard rolls.

- No. 00 to $1\frac{1}{4}$. Price per roll.....
- No. 2. Price per roll.....
- No. 2 $\frac{1}{2}$. Price per roll.....
- We have Roll Sand and Garnet Paper in all the different widths.
- Prices quoted on application.

LE PAGE'S GLUE.




Nos. 2783 to 2771.

LE PAGE'S LIQUID GLUE.

- 2783 $\frac{1}{2}$ gill tins. Price each.....
- 2784 1 gill tins. Price each.....
- 2785 $\frac{1}{2}$ pint cans. Price each.....
- 2786 1 pint cans. Price each.....
- 2787 1 quart cans. Price each.....
- 2788 $\frac{1}{2}$ gallon cans. Price each.....
- 2789 1 gallon cans. Price each.....
- 2770 Good quality dark Glue. Price per pound.....
- 2771 Good quality light Glue. Price per pound.....


CYLINDER MORTISE NIGHT LATCHES.




One-Half Size Cut of Nos. 2034 and 2035.
Operated from Outside with Key, Inside with Knob.

No. 2034 Cylinder Mortise Night Latch. Bronze metal front, bolt, strike and cylinder. Porcelain knob, nickel plated trimming. 3 keys. Each.....

No. 2035 Cylinder Mortise Night Latch, same as No. 2034 except that it has bronze knob. Each.....
In ordering state thickness of doors.



MORTISE DEAD LOCKS.



No. 2042 Mortise Dead Lock. Brass front, strike and bolt, one tumbler, nickel plated steel key. Dozen.....
Each.....

No. 2043 Mortise Dead Lock. Same as No. 2042, with 3 tumblers. Dozen.....
Each.....

One-Half Size Cut.

MORTISE KNOB LOCKS.

No. 2044 Mortise Lock. Wrought iron front and strike, iron bolts, 1 tumbler, 6 changes, malleable iron key. Each.....
Doz.....

No. 2045 Mortise Lock. Wrought iron front and strike, iron bolts, 1 tumbler, 6 changes, nickel plated steel key. Each.....
Doz.....

No. 2046 Mortise Lock. Cast brass iron front and strike, brass bolts, 1 tumbler, 12 changes, nickel plated steel key. Each.....
Doz.....


No. 2050 Mortise Lock. Brass front, strike and bolts, 1 tumbler, 12 changes, nickel plated steel key, easy spring. Each.....
Doz.....

No. 2051 Mortise Lock. Brass front, strike and bolts, 3 tumblers, 36 changes, nickel plated steel key, easy spring. Each.....
Doz.....



One-Half Size Cut.

CYLINDER MORTISE DEAD LOCKS.




One-Half Size Cut.
In Ordering Give Thickness of Door.

No. 2038 Cylinder Mortise Dead Locks. Bronze metal front, strike and bolt, 1 cylinder, 3 keys. Each.....

No. 2039 Cylinder Mortise Dead Locks, same as No. 2038, with 2 cylinders. Each.....

MORTISE DEAD LOCKS.



One Half Size Cut.

No. 2040 Mortise Dead Lock. Brass front, strike and bolt, 3 tumblers, 2 nickel plated steel keys. Each.....

No. 2041 Mortise Dead Lock, Bronze front, strike and bolt, 3 tumblers, 2 nickel plated steel keys. Each.....

MORTISE NIGHT LATCH.




One Half Size Cut.

Each Doz.

2037 Mortise Night Latch bronze metal front, strike and bolts, bronze thumb piece, 3 tumblers, 2 nickel plated flat steel keys. Price.....

UPRIGHT RIM LOCKS.



One-Half size cut.

Reversible. Cold Rolled Steel Case and Strike, with Stop, one thumbler. Each. Doz.



No. 4017 Steel Rim Lock, (iron bolts), iron key..

No. 4018 " " " " " " nickeled

iron key,

No. 4019 Steel Rim Lock, (brass bolts), nickeled steel key,

HORIZONTAL RIM KNOB LOCKS.



One-Half size cut.

Reversible. Cold Rolled Steel Case and Strike, with stop, one thumbler. Each. Doz.

No. 4020 Steel Rim Lock, (iron bolts), iron nickeled key,

No. 4021 Steel Rim Lock, (iron bolts), steel nickeled key,

No. 4022 Steel Rim Lock, (brass bolts), steel nickeled key,

MORTISE KNOB LATCHES.



One-Half size cut.

Each. Doz.

No. 2029 Mortise Latch, wrought iron front and strike, iron bolt,

No. 2030 Mortise Latch, wrought brass front and strike, brass bolt,

No. 2031 Mortise Latch, cast brass front and strike, brass bolt,

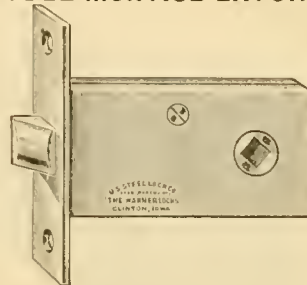
No. 2032 Mortise Latch, bronze metal front, strike and bolt,

MORTISE KNOB LATCH.



No. 2033 Mortise Latch, electro bronze plated front, strike, and bolt,

STEEL MORTISE LATCHES.




One-Half Size Cut.

Reversible. Cold Rolled Steel Case, Each. Doz.

No. 4029 Steel Mortise Latch, bronze plated face and bolts,

No. 4030 old copper finished,

RIM LATCH.




One-Half size cut.

Each. Doz.

No. 2000 Rim Knob Latch, Iron Bolt, Iron Hub. Price,

RIM LATCHES WITH BOLT.



One-Half size cut.


Each. Doz.

No. 2001. Rim Knob Latch, Iron Bolts, Iron Hub. Price,

No. 2002. Rim Knob Latch, Brass Bolts, Iron Hub. Price,


NOTE.

We are in a position to furnish all makes of Builder's Hardware. We guarantee all our goods to be strictly first class and just as represented. If not entirely satisfactory the goods may be returned to us at our expense.

RIM DEAD LOCKS.


One-Half Size Cut.

- | No. | | Each. | Doz. |
|------|--|-------|------|
| 2009 | Rim Dead Lock, iron bolt, tinned malleable key, 1 tumbler..... | | |
| 2010 | Rim Dead Lock, iron bolt, plated steel key, 1 tumbler..... | | |
| 2011 | Rim Dead Lock, iron bolt, plated steel key, 3 tumblers..... | | |
| 2012 | Rim Dead Lock, brass bolt, plated steel key, 1 tumbler..... | | |
| 2013 | Rim Dead Lock, brass bolt, plated steel key, 3 tumblers..... | | |

HEAVY RIM DEAD LOCKS.

Cut One-Half Size.

- | No. | | Each. | Doz. |
|------|--|-------|------|
| 2014 | Rim Dead Lock, heavy iron bolt, bronze bushing, 1 tumbler..... | | |
| 2015 | Rim Dead Lock, heavy iron bolt, bronze bushing, 3 tumblers..... | | |
| 2016 | Rim Dead Lock, heavy iron bolt, bronze bushing, 5x3 inch, 1 tumbler..... | | |

RIM KNOB LOCKS.


Cut One-Half Size.

- | No. | | Each. | Doz. |
|------|---|-------|------|
| 2017 | Rim Lock, iron bolts, 1 tumbler, 6 changes, malleable iron key..... | | |
| 2018 | Rim Lock, iron bolts, 1 tumbler, 6 changes, plated steel key..... | | |
| 2019 | Rim Lock, brass bolts, 1 tumbler, 6 changes, plated steel key..... | | |

HORIZONTAL RIM KNOB LOCKS.

One-Half Size Cut

- | No. | | Each. | Doz. |
|------|--|-------|------|
| 2020 | Rim Lock, iron bolts, one tumbler, malleable iron key..... | | |
| 2021 | Rim Lock, iron bolts, one tumbler, nickel plated steel key..... | | |
| 2022 | Rim Lock, brass bolts, one tumbler, nickel plated steel key..... | | |

HORIZONTAL 3 BOLT RIM LOCKS.

One-Half Size Cut.

- | No. | | Doz. | Each. |
|------|---|------|-------|
| 2026 | Rim Lock, iron bolts, tinned malleable iron key, 1 tumbler..... | | |
| 2027 | Rim Lock, iron bolts, nickel plated steel key, 1 tumbler..... | | |
| 2028 | Rim Lock, brass bolts, nickel plated steel key, 1 tumbler..... | | |


UPRIGHT 3 BOLT RIM LOCKS.

One-Half Size Cut.


- | No. | | Each. | Doz. |
|------|---|-------|------|
| 2023 | Rim Lock, iron bolts, tinned malleable iron key, 1 tumbler..... | | |
| 2024 | Rim Lock, iron bolts, nickel plated steel key, 1 tumbler..... | | |
| 2025 | Rim Lock, brass bolts, nickel plated steel key, 1 tumbler..... | | |

NOTE. KNOBS ARE NOT INCLUDED WITH LOCKS.


RIM NIGHT LATCHES.



- 420 Night Latch. Case $2\frac{3}{8} \times 3\frac{3}{8}$ inches bronze metal latch bolt, cylinder and 3 keys. Case is iron japanned finish. Price each.....



- 421 Night Latch. Case $2\frac{3}{8} \times 3\frac{1}{2}$ inches, bronze metal latch bolt, cylinder and 3 keys. Case is iron antique copper finish. Price each.....




- 422 Rim Night Latch. Case $2\frac{3}{8} \times 3\frac{1}{2}$ inches, antique copper finish with bronze metal bolts and cylinder, 3 keys. Price each.....



- 423 Rim Night Latch. Case $2\frac{3}{8} \times 3\frac{3}{8}$ inches, iron japanned with bronze metal bolts and cylinder, 3 keys. Price each.....

Nos. 422 and 423 Safety Bolt Rim Night Latches act normally as spring latches, but if attacked with tools through crack of door a safety device dead-locks the bolt and prevents its retraction except by the knob or key.



One-Half size cut.

- No. 2003 Rim Night Latch, Iron Bolt, Bronze Slide Knob and Stop combined, Bronze Escutcheon. Price.....

Each Doz.

RIM NIGHT LATCH.

Reversible.




One-Half size cut.

Each Doz.

- No. 4054. Rim Night Latch, Brass Bolt, Brass Escutcheon. Price.....
Can be changed to reverse bevel. Comes with 2 strikes

CYLINDER RIM NIGHT LATCHES.




One-Half size cut.

- Nos. 2005 and 2006. Style No. 4050. Suited for Doors from 1 to $2\frac{1}{2}$ inches thick.

Each Doz

- No. 2005 Rim Night Latch, Japanned Case, Bronze Metal Bolt Knob and Cylinder, 3 keys. Price.....
No. 4050 Rim Night Latch, Japanned Case, Bronze Metal Bolt, Knob and Cylinder, 3 keys. Size $1\frac{1}{2} \times 3\frac{1}{2}$ ins. Price.....
No. 2006 Rim Night Latch, Bronze Metal Case, Bolt, Knob and Cylinder, 3 keys. Price.....

RIM DEAD LOCK.




One-Half size cut

Each Doz

- No. 2007 Rim Dead Lock, Iron Bolt, Coppered Key Price.....

CYLINDER DEAD LOCK.




One-Half size cut.

Each Doz

- No. 2008 Cylinder Rim Dead Lock, Bronze Bolts, 3 Cylinder Keys. Price.....

THE ALL STEEL NOISELESS SASH PULLEY.



No. 1632.

No nails. No screws. Fits either three hole or straight side mortise. Mortise any one of three different ways.

Bore three one inch holes in line, centers $\frac{3}{4}$ -inch apart. No counterboring for face plates. No cutting or fitting. Everyone fits the mortise. They are uniform in size. Cannot slip the jamb. Light, yet very strong. Polished steel wheel cannot wear or cut the cord.

1632 Steel Pulley. 2-inch wheel.
Price per doz.

BALL BEARING STEEL PULLEYS.



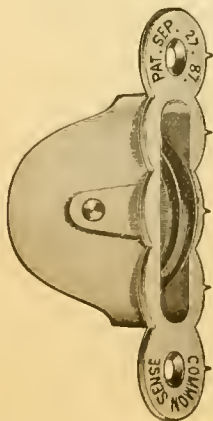
No. 632.

Two inch, same style as No. 1632 on page 58. Seven solid steel balls 3-16 inch diameter run on turned steel cone axle.

632 All Steel Ball Bearing Pulleys.

Price per doz.

COMMON SENSE PULLEYS.



No. 2632.

2632 Common Sense Pulleys, 2 inch polished wheel. Price per dozen

CARPENTER MOUSE CHAIN

No. 800

No. 800. Carpenter Mouse Chain, 48 inches long; fitted at one end with patent sash cord fastener, at other end with lead weight.

Price




2 in. Common Sense Steel Axle Pulley with marker.
No cases to break, light and easy running.

633 Steel Sash Pulley.


Price per doz.

ROUND AND SQUARE END PULLEYS



No. 2625.

- 2625 Cast Axle Pulley, plain front, 2 inch wheel. Price per dozen
- 2626 Cast Axle Pulley, plain front, 2 inch wheel, square end. Price per dozen
- 2627 Cast Axle Pulley, plain front, 2 1/4 inch wheel, square end. Price per dozen
- 2628 Cast Axle Pulley, polished and bronzed face, 2 inch wheel. Price per dozen
- 2629 Cast Axle Pulley, polished and bronzed face, 2 1/4 inch wheel. Price per dozen

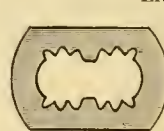


Side Balance.

Nos. 60 to 470

No.	Weight Each Sash (Pounds)	Length of Tape Inches	Dimensions of Face-plate Inches		Price per Set of 4 Balances
			Length	Width	
60	4 to 6	30	3 1/2	1 1/4	
80	6 " 8	30	"	"	
100	8 " 10	34	"	"	
120	10 " 12	38	4 1/2	1 1/2	
140	12 " 14	42	"	"	
160	14 " 16	42	5	1 1/2	
180	16 " 18	44	"	"	
200	18 " 20	46	"	"	
230	20 " 23	50	5 1/2	1 1/2	
260	23 " 26	50	"	"	
280	26 " 28	52	"	"	
320	29 " 32	52	"	"	
335	32 " 35	54	6 1/4	1 1/2	
380	35 " 38	54	"	"	
410	38 " 41	54	"	"	
440	41 " 44	54	"	"	
470	44 " 47	50	"	"	

SASH, CORD AND WEIGHT FASTENERS.

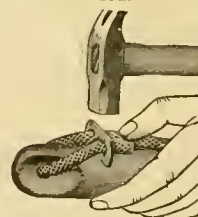


ACTUAL SIZE

OPEN.



Actual Size, Front view Open.



HOW IT IS APPLIED WITH A HAMMER.

No. 636.

No Knots to Tie. No Knots to Bind and Work out against Jam. Saves more than its actual cost in extra cord, and time required to tie knots.

635 Patent Sash Cord Fasteners.


Per gross

Per doz.

Saves 16 inches of Sash Cord on every window.

636 Patent Sash Weight Fastener.

Per gross



No. 2637.

2637 Sash Rollers, per dozen

SIZES.

5/8-in. 3/4-in. 7/8-in. 1-in. 1 1/4-in. 1 1/2-in. 2-in.
Per doz.

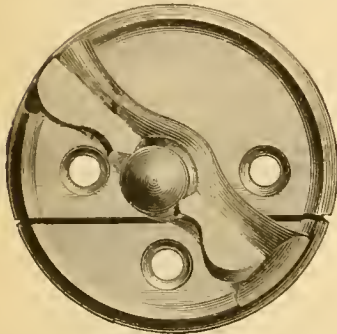
PORCH IRONS.



No. 2678.

2678 3/4 Inch Japanned Porch Irons.
Price per doz.....


DOOR BUTTONS.



No. 2612.

2612 Door Buttons, on plates. Size 1 1/4, 1 1/2 and 2 inches. Price per gross.....

ELBOW CATCHES.



No. 2511 and 2512.

2511 Elbow Catch, japanned. Price per doz.....
2512 Elbow Catch, brass. Price per doz.....

IRON SASH WEIGHTS.



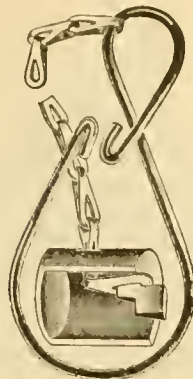
We carry a complete line of Iron Sash Weights from 3 to 26 pounds. Special Iron Weights any style, weight or size, can be furnished on short notice.

LEAD SASH WEIGHTS.



We furnish all sizes, weights and styles of Lead Sash Weights on short notice.

SASH CHAIN FIXTURES



No. 2677.

2677 Sash Chain Fixtures. Price per set for one window.....

SASH CHAIN.



Nos. 2672 to 2676.

2672 Sash Chain, steel coppered, for sash weighing not over 60 pounds. Price per foot.....
2673 Sash Chain, steel coppered, for sash weighing not over 80 pounds. Price per foot.....
2674 Sash Chain, bronze, for sash weighing not over 60 pounds. Price per foot.....
2675 Sash Chain, bronze, for sash weighing not over 100 pounds. Price per foot.....
2676 Sash Chain, bronze, for sash weighing not over 125 pounds. Price per foot.....

DOOR BUTTONS.



No. 2611.

2611 Door Buttons, japanned. Size 1 1/4, 1 1/2, 2 and 2 1/2 inches. Price per gross.....

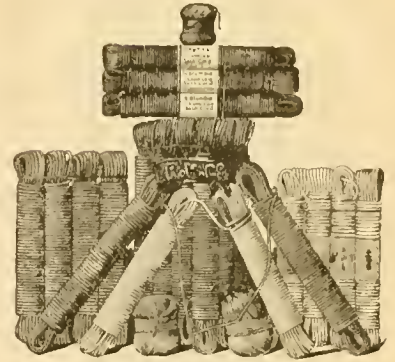
CHALK LINE.



No. 6, 18, 24, 27 and 36.

Price per lb.....
We can furnish any size Chalk Line from No. 6 to No. 72.

SASH CORD.



Nos. 2668 and 1668.

2668 Braided White Cotton Sash Cord, No. 7 to 12, 100 feet in haul. Price per lb.....
1668 Special Finish White Braided Cotton Sash Cord. Price per lb.....

Our 2668 Sash Cord is a first-class article and is such as is ordinarily used.
Our 1668 Special is the same as our 2668 only a finer finish and with longer cotton thread used in its construction

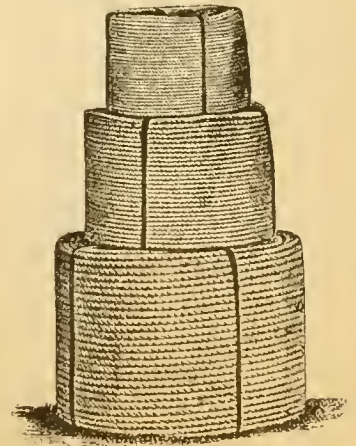
CARPENTER'S CHALK.



Nos. 1669 and 1670.

1669 Half spheres White Chalk. Price per doz.....
1670 Half spheres Blue Chalk. Price per doz.....

ROPE.

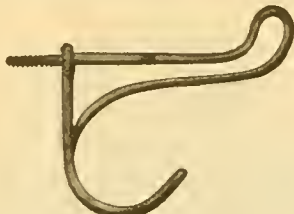


We carry a full line of Sisal and Manilla Rope from 3-16 inch to 1 1/4 inches.

WE CARRY A FULL LINE OF ROPE AND SASH WEIGHTS IN STOCK.

But owing to the unsettled state of market, It is Impracticable to quote on same. However, these goods will always be billed at the lowest market price.

WIRE COAT AND HAT HOOKS.



Nos. 2589 and 2590

- 2589 Coat and Hat Hooks. Wire coppered, 3 inch. Price per gross....
 2590 Coat and Hat Hooks. Wire japanned, 3 inch. Price per gross..

COAT AND HAT HOOKS.



Nos. 2591 and 2592.

- 2591 Coat and Hat Hooks. Japanned, 3 inch. Price per gross.....
 2592 Coat and Hat Hooks. Coppered, 3 inch. Price per gross.....

HALL TREE HOOKS.



Nos. 1587 and 1588.

- 1587 Iron Hall Tree Hooks. 4 x 8 inches, sand blast old copper finish. Price each.....
 1588 Bronze metal Hall Tree Hooks. 4 x 8 inches, sand blast old copper finish. Price each.....

TROUSER OR SKIRT HANGERS.



No. 1595.

Can be secured inside of door or hung on hook. Holds four garments. Takes the bag out of the knees of trousers and puts in just the right amount of crease.

Skirts can be held without wrinkling, as the weight is evenly divided on the band. Made in two sizes for 4 and 2 garments:

- 1595 Hanger. Holds 4 garments. Price each.....
 1596 Hanger. Holds 2 garments. Price each.....

WIRE CEILING HOOKS.



No. 1590.

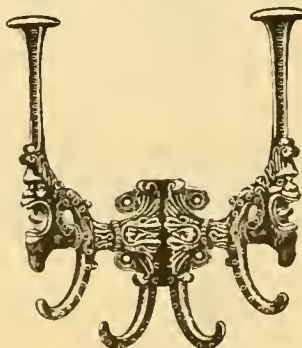
- 1590 Coppered Wire Ceiling Hooks.
 SCHOOL HOUSE HOOKS.



Nos. 2597 and 1597.

- 2597 School House Hooks. Japanned. Price per gross.....
 1597 School House Hooks. Japanned, same as above, with three prongs. Price per gross.....

HALL TREE HOOKS.



Nos. 1591 and 1592.

- 1591 Iron Hall Tree Hooks. 6 x 8 inches, sand blast old copper finish. Price each.....
 1592 Bronze metal Hall Tree Hooks. 6 x 8 inches, sand blast old copper finish. Price each.....

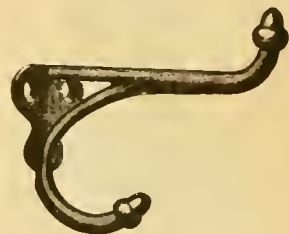
CLOTHES LINE HOOKS.



No. 1593.

- 1593 Japanned Clothes Line Hooks. Price per doz.....

COAT AND HAT HOOKS.



Nos. 2587 and 2588.

- 2587 Coat and Hat Hooks. Japanned, 3 inches. Price per gross.....
 2588 Coat and Hat Hooks. Coppered, 3 inches. Price per gross.....

COAT AND HAT HOOKS.



Nos. 2593 to 2596.

- 2593 Coat and Hat Hooks. Japanned, 3 inches. Price per gross.....
 2594 Coat and Hat Hook. Amber bronzed with screws, 3 inches. Price per gross.....
 2595 Coat and Hat Hooks. Bronze plated with screws, 3 inches. Price per gross.....
 2596 Coat and Hat Hooks. Bronze metal with screws, 3 inches. Price per gross.....

BRASS CUP HOOKS



No. 81.

Full size cut 1 inch.

81. Brass cup hooks. Per doz....
 Sizes $\frac{5}{8}$, $\frac{3}{4}$, $\frac{7}{8}$, 1, $1\frac{1}{8}$, $1\frac{1}{4}$, $1\frac{1}{2}$ inch.

BRASS SCREW HOOKS




No. 412.

Full size cut 1 inch.

412. Brass screw hooks. Per doz..
 Sizes $\frac{5}{8}$, $\frac{3}{4}$, $\frac{7}{8}$, 1, $1\frac{1}{8}$, $1\frac{1}{4}$, $1\frac{1}{2}$ inch.

CLOTHES LINE HOOKS.



No. 1594.

- 1594 Japanned Clothes Line Hooks. Price per doz.....

STAIR RAIL BRACKETS.



Nos. 2854 and 2855.

- 2854 Star Rail Brackets. Iron amber bronzed, $3\frac{1}{2}$ inches with screws. Price per doz
- 2855 Stair Rail Brackets. Electro bronze plated $3\frac{1}{2}$ inches with screws. Price per dozen



Nos. 1854 and 1855.

- 1854 Stair Rail Brackets. Iron amber bronzed, $3\frac{1}{2}$ inches with screws. Price per dozen
- 1855 Stair Rail Brackets. Electro bronze plated, $3\frac{1}{2}$ inches with screws. Price per dozen



Nos. 1858 to 1858.

- 1858 Stair Rail Brackets. Bronzed, $3\frac{1}{2}$ inches with screws. Price per dozen
- 1857 Stair Rail Brackets. Iron old copper finish, $3\frac{1}{2}$ inches with screws. Price per dozen
- 1858 Stair Rail Bracket. $3\frac{1}{2}$ inches bronze metal. Price per dozen

WROUGHT STEEL CORNERS.



Nos. 1851 and 1852.

We carry these brackets in the following size length of sides: 2, $2\frac{1}{2}$, 3, $3\frac{1}{2}$, and 4 inches.

- 1851 Steel corner, $\frac{1}{2}$ inch in width, $1\frac{1}{2}$ -inch side. Price per dozen
- 1852 Steel corner, $\frac{1}{2}$ inches in width, 3-inch side. Price per dozen

NATIONAL DUMB WAITER.



No. 1800.

The National Dumb Waiter is adapted to places where 50 pounds or less is to be carried.

Diameter of large wheel is twelve inches and the small wheels 3 and 4 inches.


Each set contains one large wheel and five small wheels.

Full directions for erecting and enabling every person to easily put them up. Rope, weight and car not included.

Any ordinary sash weight can be used.

1800 Dumb Waiter. Price per set... ..

WROUGHT HAND-RAIL SCREWS.



Nos. 1840 and 1841.

- 1840 Rail Screw. 5-16 inch diameter, $\frac{1}{4}$ inches long, gimlet point, single nut. Price per gross
- 1841 Rail Screws. 5-16 inch diameter, $\frac{1}{2}$ inches long. Double nut. Price per gross

We carry rail screws in the various lengths. Other prices in proportion.

WROUGHT STEEL CORRU-GATED CORNER BRACES.



Nos. 2851 and 2853.

- 2851 Plain Steel Corner Braces. Per doz
- 2852 Steel Japanned " "
- 2853 Steel Bronzed " "
- Length of each side $1\frac{1}{2}$ inch. Width, $1\frac{1}{2}$ inch.



No. 1801.


These fixtures have been on the market for years, and are in general use throughout the United States, giving universal satisfaction. They are so simple to set up that any ordinary mechanic, by the aid of our diagrams and instructions which accompany each set, need never fail to complete it properly. They are packed one in a case, all complete, and can be used in all openings not over twenty-four inches square.

The New York moves with perfect ease, and any child of ten years can operate it. It is absolutely noiseless and has no parts that are liable to breakage. Each waiter is provided with a grip, in order that the car when loaded beyond balance may be held at any desired point. Capacity 50 to 75 lbs.

The set as packed in case complete consists of the following pieces: Six 8 inch wheels, two 4-inch wheels, one pulley for weight and safety rope, five $1\frac{1}{4}$ inch thimbles, one $\frac{1}{2}$ -inch thimble, one ring for safety rope, one brake grip, one ring for brake cord, one hooded pulley for grip, one patent plate, four car guides.

1801 Dumb Waiter. Price per set.. ..

WROUGHT STEEL SHELF BRACKET.



Nos. 2843 to 2850.

- 2843 Japanned Bracket 4 x 5 inch. Price per pair ..
- 2844 Japanned Bracket 5 x 6 inch. Price per pair..
- 2845 Japanned Bracket 5 x 7 inch. Price per pair..
- 2846 Japanned Bracket 6 x 8 inch. Price per pair..
- 2847 Japanned Bracket 7 x 9 inch. Price per pair..
- 2848 Japanned Bracket 8 x 10 inch. Price per pair..
- 2849 Japanned Bracket 10x12 inch. Price per pair
- 2850 Japanned Bracket 12 x 14 inch. Price per pair

We carry the above brackets nicely electro bronze plated. If the electro bronze plated bracket is desired prefix "B" to the above numbers.

TROLLEY, BALL-BEARING STEEL PARLOR DOOR HANGERS.



Nos. 2679 to 2690.

DOUBLE DOORS.

SIZE OF OPENING. Per Set.


	2679	Trolley Hanger, 5 feet 0 inches
2680	"	" 5 " 6 "
2681	"	" 6 " 0 "
2682	"	" 6 " 6 "
2683	"	" 7 " 0 "
2684	"	" 7 " 6 "

SINGLE DOORS.

SIZE OF OPENING.

	2685	Trolley Hanger, 3 feet 6 inches
2686	"	" 4 " 0 "
2687	"	" 4 " 6 "
2688	"	" 5 " 0 "
2689	"	" 5 " 6 "
2690	"	" 6 " 0 "

TROLLEY, BALL-BEARING, NOISELESS HOUSE DOOR HANGERS WITH WOOD LINED TRACK.



Nos. 1640 to 1655.

ADJUSTMENT IN HANGERS AND TRACK.

Hangers are fitted with the finest case hardened ball-bearings. The steel trolley rail is fitted with a wood strip on which the hangers run, taking away all the hitch, jar and rattle of a steel rail, making the run smooth and noiseless.

DOUBLE DOORS.

SIZE OF OPENING. Per Set.

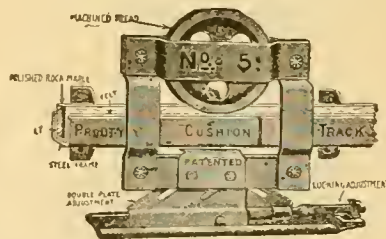
	1640	Trolley Hanger, 5 feet 0 inches
1641	"	" 5 " 6 "
1642	"	" 6 " 0 "
1643	"	" 6 " 6 "
1644	"	" 7 " 0 "
1645	"	" 7 " 6 "

SINGLE DOORS.

SIZE OF OPENING.

	1646	Trolley Hanger, 3 feet 6 inches
1647	"	" 4 " 0 "
1648	"	" 4 " 6 "
1649	"	" 5 " 0 "
1650	"	" 5 " 6 "
1651	"	" 6 " 0 "

PARLOR DOOR HANGERS.




Nos. 691 and 692.

- All steel, hardened shaft, hard maple lined rail.
- 691 Full set for double doors. Weight per set 25 lbs. Per set.....
- 692 Full set for single doors. Weight per set 13 lbs. Per set.....

The wheels are fitted with special noiseless bearing. The hard maple rail is thoroughly kiln dried and mounted in a felt cushion supported by metal case as illustrated above.

BALL-BEARING SWIVEL HANGERS FOR FOLDING AND SLIDING PARTITION DOORS.

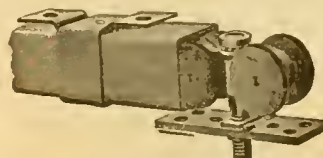


The track is furnished in any desired length and must be attached to header by means of lag screws of sufficient size to carry the weight of the doors.

A half door must be placed at side of opening and hinged to a strip which is attached to jamb. These half doors must be exactly half the width of the full sized doors, less the thickness of the wood strip to which they are attached. The width of the full sized doors must be exactly the same, with edges perfectly parallel.

Attach the hanger to the door so the threaded pendant is directly above the exact center of the door, both with respect to the width and thickness.

NOTE—Attach one hanger only, on every other door, beginning with door farthest from half door.



No. 1656.

Hangers are furnished with the finest ball-bearings, both in wheel and swivel.

1656 Hanger for door, 1 1/2 to 2 inches thick. Price each.....

1657 Track for No. 1656 hangers. Price per foot.....

1658 Brackets for No. 1657 track. Price each.....

Use one bracket to every two feet of rail.

DIRECTIONS FOR ORDERING.

Give thickness of doors and total width of opening and with an approximate weight of each door.


LANE'S NEW IMPROVED PARLOR DOOR HANGERS.



Nos. 2697 and 2698.

- 2697 Lane's Hangers, new improved, for double doors, complete with 14 feet of steel rail..... Per Set.
- 2698 Lane's Hangers, new improved, for single doors, complete with 8 feet of steel rail.....


CYCLE PARLOR DOOR HANGERS.



Nos. 2963 and 2964.

- 2963 Cycle Hangers, ball bearing, full set for double doors, complete with 14 feet of steel rail..... Per Set
- 2964 Cycle Hangers, ball-bearing, half set for single doors, complete with 8 feet of steel rail.....

STEEL PARLOR DOOR HANGERS.




Nos. 2691 and 2692.

- 2691 Steel Hangers, full set for double doors, complete with 14 feet of steel rail..... Per Set
- 2692 Steel Hangers, half set for single doors, complete with 8 feet of steel rail.....

It costs you only 2 cents to get an estimate from us. It may save you dollars.

TRY IT.

WHITCOMB STEEL-BARN DOOR LATCH




Summary of
Advantages

- Lateral Adjustment
- Vertical Adjustment
- Can't jump the track
- Malleable Iron
- Hardened Steel
- Roller Bearings
- Protected from
the weather

799. Round Track Hanger. Frame 10x5½ inches, wheel 3 inches to carry door 800 lbs., with brackets every two feet. Price, per pair.....

801. Track for No. 799 hanger. 1½ inch diameter, with supports every two feet. Price, per foot.....

**SINGLE TROLLEY BALL BEARING
SWIVEL DOOR HANGER FOR
PARTITION DOORS**




No. 656.

This hanger is fitted with ball bearing swivel and vertical adjustment. Suitable for door 1¾ to 2 inches thick. Used regularly with 1657 track, 1658 brackets (page 79.) Hangers should be used same as No. 1656 hangers, page 79.

656. Hangers for doors 1¾ to 2 inches in thickness. Price, each.....

**LITTLE GIANT BALL BEARING
TROLLEY HANGERS**




No. 679.

Suitable for light doors ¾ to 1¾ inches thick. Has lateral adjustment and requires only 2½ inches space above doors. Rail can be attached to ceiling by screws or to side with brackets. Suitable for Closet Doors, Bookcases, China Closets, etc.

679. Hangers. Price, per pair.....

680. Trolley Track. Price, per foot.....


681. Trolley Brackets. Price, each.....



No. 802.

802. The Whitcomb Barn Door Latch is easily adjusted to either door or gate of any thickness. It has two large handles which make it easy to open door from either side, and has two catches, so that the door can be held open as well as closed. This latch is Japanned, with Tinned Bolts, and is made so that a padlock can be used to lock door.

DOOR LATCH



No. 637.

All parts are malleable iron. Reversible for right or left doors. Operated from either side of door. Can be locked with padlock.

637. Door Latch. Price, each.....

GRAVITY DOOR BOLT AND LATCH



No. 1635.

1635. Door Bolt and Latch. Price, each Made of malleable iron. Suitable for either sliding or swinging doors. Can be used either inside or outside. Reversible for right or left hand doors. Latch does not project over edge of door when open. It is impossible for harness to catch when horse enters doorway. Can be locked by snapping padlock in staple on jamb when bolt is in position. Can be attached with common wood screws, drive screws or bolts.

SLIDING BARN DOOR LOCKS




No. 1633.

Size 4¾x6½.

1633. Extra Heavy Sliding Barn Door Lock and Strike. Brass key, one tumbler, Japanned flush cup. Price, each.....

**JAPANNED SLIDING BARN DOOR
LOCK**



No. 1634.

Size 4½x4 inches.

1634. Sliding Barn Door Lock. Heavy iron bolts and strike, brass key, one tumbler, Japanned flush cup, lever handle. Price, each

TROLLEY ROLLER-BEARING STEEL BARN DOOR HANGERS.

Vertical and Lateral Adjustment.



No. 1699

Pendant 6 inches long, 3 1/4 inches wide and 3-16 inches thick. This hanger is suitable for doors from 1 1/4 to 2 1/4 inches thick. One pair of hangers consists of 2 hangers and carriers, one right end bracket, one left end bracket and one center bracket complete with screws for hangers and lag screws for brackets.

Before ordering always give thickness of door, the exact width of the opening, and state whether for double or single doors. Hangers and track sold separately.


1699 Hangers. Per pair.....

1700 Trolley Track. Per foot.....

1701 Steel Track Brackets. Price each..

Brackets should be placed about three feet apart.

WATERSHED ROUND TREAD BARN DOOR HANGERS.



No. 3699.

The watershed roller bearing tandem barn door hangers are made of malleable iron. The hanger adjustment permits its use on doors of different thickness.

The track is made of 14 gauge steel and is bolted to the wall through holes spaced every 12 inches. No center brackets are used. This track is positively bird proof.

One pair of hangers consists of 2 hangers, 2 end stops, 1 joint bracket, bolts for mounting hangers and lag bolts for end stops.

3699 Hangers, per pair

3700 Watershed track, per foot.....


STEEL BARN DOOR RAIL.



No. 2703

2703 Steel Bracket Rail, 1 x 3-16 inch. In 4, 6 or 8 foot lengths. Price per foot

ANTI-FRICTION STEEL BARN DOOR HANGERS.



Nos. 2699 to 2701


Wheel cannot be detached from hanger. The axle is made from a special cold drawn steel with a shoulder formed on one end, holding same in the rider bar, which has the slot rounded at each end, giving it an endless run.

2699 Steel Barn Door Hanger, 3 inch wheel. Price per pair.....

2700 Steel Barn Door Hanger, 4 inch wheel. Price per pair.....

2701 Steel Barn Door Hanger, 5 inch wheel. Price per pair.....

FLEXIBLE ROLLER-BEARING STAY-ON BARN DOOR HANGERS.



No. 1702

1702 Kick Out Swinging Roller Bearing Steel Barn Door Hangers. Furnished regularly for 1 1/4 inch doors. Hangers complete with bolts, per pair

1704 Special Rail for No. 1702 Hanger. Price per foot.....

ADVANTAGES.—Each hanger has two roller-bearing wheels. Weight of door is distributed at four points on the track. Hangers run steadier, easier and last longer than the single wheel styles. A grooved pulley engages lower edge of track and it is impossible for hanger to get off. All steel except wheels.


HEAVY STEEL LATCH.



No. 1636

1636 Heavy Steel Latch for swinging or sliding doors. Length of latch 14 inches, width 1 1/2 inches, thickness 5-16 inch. For right or left hand doors. Combination lock and latch. Price each.....

ENDLESS RUN STEEL BARN DOOR HANGERS.




No. 2702

2702 Steel Barn Door Hanger.

This hanger is fitted with roller bearings and is an endless hanger, strong and suitable for any size run. Four inch wheel. Price per set.....

ADJUSTABLE BARN DOOR STAY.



No. 2706

2706 Barn Door Stay, adjustable steel. Price per dozen....

BARN DOOR STAYS.



No. 2705

2705 Barn Door Stays. Price per dozen.....


CAST BARN DOOR RAIL.




No. 2704

2704 Cast Barn Door Rail, In 2 foot lengths. Price per foot.

LOUDEN'S COMBINATION SWIVEL HAY CARRIER.



No. 3707.



No. 3709.


DOUBLE BEADED STEEL RAIL.

One of Louden's latest and best working carriers. It is a combination swivel and reversible carrier. The bottom of the locking dog is circular, and it will work no matter how the lower part of the carrier may be turned around. It is also very short and compact, and will run with ease on a circular track. Locking dogs are provided with rollers to run up and down in grooves in the carrier frame, which make them work much easier than the old way of sliding in the groove.

Weight of carrier complete, with Track Stop and Fork Pulley, 24 pounds.

- 3707 Louden's Hay Carrier. Price each.....
3709 Hay Carrier Rail. Price per foot.....

DOUBLE HARPOON. SINGLE HARPOON.



Nos. 2710 and 2711.

- 2710 Double Harpoon Fork,
24 in. Each.....

- 2711 Double Harpoon Fork,
31 in. Each.....



- No. 2713.
2713 Single Harpoon.
Price each..

RAFTER BRACKETS. IDEAL SELF LOADING HAY SLING PULLEYS.



No. 2720.

- 2720 Rafter Brackets.
Per doz.....
2720 Each.....

TRACK HANGER.



No. 2714.

Shows cut of Track Hanger applied to Double Beaded Steel Track.

- 2714 Per doz.....
2714 Each.....



No. 1707.

To be used in connection with regular steel and wood track hay carriers.

- 1707 Ideal Self Loading Hay Sling Pulleys.
Price each....

KNOT PASSING PULLEY.

- 2718 Knot Passing Pulley.
Each.....
Per doz...

- 2719 Regular Pulley, not Knot Passing.
Each.....
Per doz...



No. 2718.

FLOOR HOOK.




No. 2715.

- 2715 3/8 inch Floor Hook.
Each.....
Per doz.....

- 2716 1/2 inch Floor Hook.
Each.....
Per doz.....

FLOOR PULLEY.



No. 3394.

- 3394 Our Upright Floor Pulleys do not loop over or unhook, nor bind or hold the rope while the carrier is being drawn back. A slot in the bottom of the Pulley slips over the head of the skein bolt which is screwed into the floor, and while holding the pulley upright lets it turn freely in any direction.
Price each.....

STANDARD HAY SLINGS.



Nos. 1708 and 1709.

Standard Sling, with a half wagon load of hay rolled up ready to elevate. Has four spreaders made adjustable to suit any length of rack, and has patent extension rope to draw rings under the hay.

- 1708 4 ft. Hay Slings. Each.....
1709 5 ft. Hay Slings. Each.....

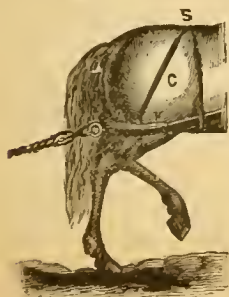
TACKLE BLOCK.



No. 718.

- 718 Single Wood Block, Iron Strapped.
719 Double Wood Block, Iron Strapped.

Sizes, 4, 5, 6, 7, 8, 10, 12, 14, 16, 18, 20, 22, 24, 26, 28, 30, 32, 34, 36, 38, 40, 42, 44, 46, 48, 50, 52, 54, 56, 58, 60, 62, 64, 66, 68, 70, 72, 74, 76, 78, 80, 82, 84, 86, 88, 90, 92, 94, 96, 98, 100.




No. 716.

716 The Single-tree does not drag against the horse's legs, and the trace will not unhook nor get under the horse's feet in hacking or turning. The traces pass through keepers (K) and along back of Single-tree to hooks in center. The Single-tree being bent, this brings it close to the horse, like a breeching, without having to shorten the traces; and it is held by a cord (C), having a snap (S), which hooks into the trace carrier iron. The eye to which the rope is fastened is swiveled, which keeps it from kinking. It is just the thing for all kinds of hoisting, as well as for plowing ice.

- Price each.....

REGISTERS AND REGISTER FACES.



Nos. 2746 to 2754.

Each

2746	6x8	Black Japaned Steel Register....	Each
2747	8x8	" " " " " " " " " " " "	"
2748	8x10	" " " " " " " " " " " "	"
2749	8x12	" " " " " " " " " " " "	"
2750	9x12	" " " " " " " " " " " "	"
2751	10x12	" " " " " " " " " " " "	"
2752	10x14	" " " " " " " " " " " "	"
2753	12x14	" " " " " " " " " " " "	"
2754	12x20	" " " " " " " " " " " "	"


WHITE JAPANED REGISTER FACES.

Nos. 2755 to 2761.

Each

2755	8x8	White Japaned Steel Register Face	Each
2756	8x10	" " " " " " " " " " " "	"
2757	8x12	" " " " " " " " " " " "	"
2758	9x12	" " " " " " " " " " " "	"
2759	10x12	" " " " " " " " " " " "	"
2759	10x14	" " " " " " " " " " " "	"
2760	12x14	" " " " " " " " " " " "	"
2761	12x20	" " " " " " " " " " " "	"

WALL VENTILATING GRATES.



No. 755.

755 Cast Iron Wall Grates. Sizes: 6x8 inches, 8x10 inches and 10x12 inches. Price each.....

STOVE PIPE REGISTER AND CEILING PLATE.



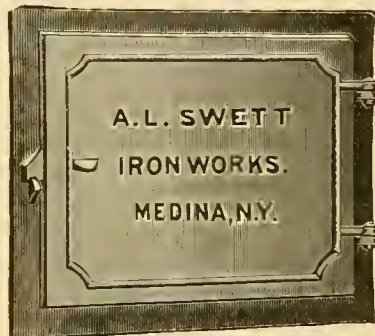
No. 2762.

For 6-inch pipe. To be used through ceiling and floor.

Register is 16 inches in diameter, furnished in black japan. Ceiling plate is furnished in white japan. Register and ceiling plates have removable caps, for use when the stovepipe is taken down.

2762 Stove Pipe Register and Ceiling Plate. Price each.....

ASH PIT OR FLUE DOORS.




No. 756.

756 Cast Iron Japaned Ash Pit Doors. Price each.....

Sizes:	8x8 inches.	10x14 inches.
"	8x10 "	12x15 "
"	10x12 "	

STOVE PIPE THIMBLES.



Nos. 1780 and 1781.

This is a perfect safeguard against fire from overheated stove or furnace pipes passing through floors or partitions.

The cylinders are made of tin and the heads are connected by spiral steel springs, whose tension adjusts them to any thickness of floor or partition.

1780 Stove Pipe Thimbles for 6-inch pipe. Extends from 4 to 8 inches. Price each.....

1781 Stove Pipe Thimbles for 6-inch pipe. Extends from 6 to 12 inches. Price each.....

STEP LADDERS.



Nos. 2833 to 2837.

2833	Step Ladder, 4 feet.	Price.....
2834	" " 5 "	" " " " " "
2835	" " 6 "	" " " " " "
2836	" " 7 "	" " " " " "
2837	" " 8 "	" " " " " "

Shelf attachment for holding pail, etc., 15 cents extra.

Prices on high grade braced Step Ladders, Painter's Ladders, Painter's Swing Stages and Ladders quoted on application.

1232 Extension Ladder. Price per foot.....

Made from selected and seasoned Norway pine and hickory rungs. Our new double roller, single piece top-iron is much stronger than two single rollers, and strengthens the ladder at its weakest place. Our hooks are also the best.

In ordering, state length of top and bottom sections.

WELL WHEELS AND HOISTING PULLEYS, AWNING PULLEYS, SIDE PULLEYS.



670 Well Wheels Japaned. 8, 10, and 12 inches. Price each.....

672 Extra heavy Hoisting Pulley. 12 inches. Price each.....

674 Awning Pulleys Japaned. Sizes 1, 1 1/4, 1 1/2, 2 inches. Price each.....

675 Side Pulleys Japaned. Sizes 1, 1 1/2, 2, 2 1/2 inches. Price each.....

SCREW PULLEYS.



645 Screw Pulley Japaned. Sizes 1, 1 1/4, 1 1/2, 2, 2 1/2, 3 inches. Price per doz.....

685 Hot House Pulley Japaned. Sizes 1 1/4, 2, 2 1/4, 2 1/2 inches. Price per doz.....

687 Hot House Pulley Japaned, Double Wheel. Sizes 1 1/4, 2, 2 1/4, 2 1/2 inches. Price per doz.....

HOT HOUSE PULLEYS.



FAMOUS VULCANITE ROOF-INGS.



VULCANITE ASPHALT ROOF-ING.

This roofing is the best that has ever been placed on the market, and is made from the best wool felt, saturated and coated under a new process, with asphalt. It is ready for immediate use, resisting extreme cold and heat vapors and acids, and is absolutely vermin proof. It is also impregnated with and improved by a superior damp-proof material which can not evaporate, and keeps the roofing always flexible and pliable.

Directions for using Vulcanite Asphalt Roofing: It requires no coating when laid nor any annual coating, and will last as long as the building if given a coat of asphalt paint and sharp sand every 3 or 5 years. It can be laid on sloping roof from gable to gable or ridge to eave. Joints overlapped 2 inches and nailed with extra broad-headed nails, or nails and caps 2 inches apart. If put on from ridge to eave, cement between laps and drive nails 2 inches apart; ends should project at eave 1 1/2 inches and be nailed to edge of board, not on top.

When roof is covered coat seams and heads of nails with asphalt cement and sprinkle same with dry sharp sand.

Put up in rolls 32 inches wide, 40 ft. 6 in. in length, containing 108 sq. ft., with caps nails and cement, and is guaranteed to cover 100 sq. ft. of surface.

	Per Roll.
1771 Vulcanite Asphalt Roofing, 1 ply.....	1
1772 Vulcanite Asphalt Roofing, 2 ply.....	2
1773 Vulcanite Asphalt Roofing 3 ply.....	3
1774 Vulcanite Rubber Roofing, 1 ply.....	1
1775 Vulcanite Rubber Roofing, 2 ply.....	2
1776 Vulcanite Rubber Roofing, 3 ply.....	3
Samples sent upon application.	

REMEMBER

We carry a full, complete line of Hardware, Heavy and Shelf. This catalogue does not contain our line, but only articles most used in the construction of building. If you do not see what you want in our catalogue, write us, as we no doubt handle same if it is anything in the Hardware line, and we will gladly quote you prices. **PERFECT SATISFACTION GUARANTEED OR REFUND.**

BUILDING PAPERS.



Building Papers.

	Per 100 lbs.
2772 Plain Straw Board, about 14 lbs to the 100 square feet.	
2773 Tarred board, about 16 lbs. to the 100 square feet.....	
2774 Inodorous board, about 16 lbs. to the 100 square feet..	
2780 Wool Deafening Felt, 1 pound to the square yard...	
2781 Carpet Lining, 50 square yards to the roll.....	Per roll.

RED ROSIN SIZED SHEAT-ING AND PARCHMENT PAPERS.

	Per Roll.
2775 Red Rosin sized sheathing A, 500 square feet to the roll...	
2776 Red Rosin sized sheathing B, 500 square feet to the roll...	
2777 Red Rosin sized sheathing C, 500 square feet to the roll...	
2778 Parchment Paper, single ply, 900 square feet to the roll.....	
2779 Parchment Paper, double ply 500 square feet to the roll.	

SLATE ROOFING

Shipped
Complete
With
Everything
Necessary
To
Lay.

32-Inches
Wide,
40 Feet
6 Inches...
Long.



Slate Roofing is made from a heavy 3-ply all wool felt, saturated and coated with the best asphalt compounds known into which is compressed the colored slate. The red and green surfacing is natural slate and cannot, therefore, fade or wash off. Colored slate makes a permanent attractive roof, gives perfect satisfaction under all conditions and is fully guaranteed.

Send for Free Samples.

Put up in rolls 32 inches wide, 40 ft. 6 in. in length, containing 108 sq. ft., with caps, nails and cement, and is guaranteed to cover 100 sq. ft. of surface.

1777. Red Slate roofing. Per roll.....	
1779. Green Slate roofing. Per roll.....	


WIRE CLOTH.



Per 100 sq. ft.

Wire Cloth, black or green painted, double selvedge, from 20 to 48 inches wide, in rolls of 100 lineal feet.....
Wire Cloth, black or green painted, double selvedge, from 20 to 48 inches wide, in less than rolls...
Wire Cloth, silver finish, heavily galvanized, selvedge, from 20 to 48 inches wide, in rolls.....
Wire Cloth, silver finish, heavily galvanized, selvedge, from 20 to 48 inches wide, in less than rolls.
Bronze Metal Wire Cloth. On account of uncertainty of market will quote on application.....
Always state whether black or green cloth is wanted. If no color is specified black wire cloth will be sent.

POULTRY NETTING.



Poultry Netting, 2 inch, No. 19 heavily galvanized, from 12 to 72 inches wide, in rolls of 150 lineal feet.....
Poultry Netting, 2 inch, No. 19, heavily galvanized, from 12 to 72 inches wide, in less than rolls...
Poultry Netting, from 1/2-inch mesh to 3-inch mesh. Prices quoted on application.....


STAPLES AND TACKS.



No. 1782. No. 1783. No. 1784.
1782 Tacks for wire cloth. Price per lb..
1783 Wire cloth staples. Price per lb..
1784 Poultry netting staples. Price per lb.


Note—Cuts on tacks and staples are full size.

LAP JOINT GALVANIZED GUTTER.




No.									
2810.	Gutter, 3½ inch, Galvanized Lap Joint, 10 foot lengths, per foot....								
2811.	" 4 " " " " " " " " " " " "								
2812.	" 5 " " " " " " " " " " " "								
2813.	" 6 " " " " " " " " " " " "								

SLIP JOINT GALVANIZED GUTTER.



No.									
3650.	Gutter, 3½ inch Galvanized Slip Joint, 10 foot lengths, per foot....								
3651.	" 4 " " " " " " " " " " " "								
3652.	" 5 " " " " " " " " " " " "								
3653.	" 6 " " " " " " " " " " " "								

BOX OR FLAT ROOF CUTTERS.

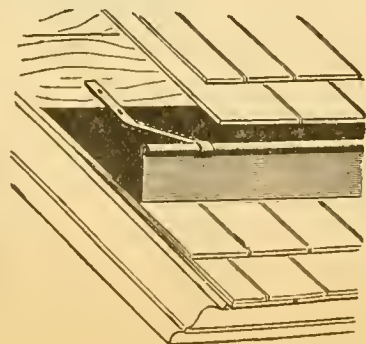


Nos.	3654	3655	3656	3657	3658	3659
Size.....	8 inch,	4 inch,	5 inch,	6 inch,	7 inch,	8 inch.
Depth.....	3 "	3½ "	4½ "	5½ "	6½ "	7 "
Girt.....	10 "	13 "	15 "	18 "	20 "	22 "
Galvanized, per foot						



Nos.	3660	3661	3662	3663	3664
Size.....	4 inch,	5 inch,	6 inch,	7 inch,	8 inch.
Depth.....	3½ "	4 "	4½ "	5½ "	7 "
Girt.....	12 "	14 "	15 "	18 "	22 "
Galvanized, per foot					

GALVANIZED PITCH ROOF CUTTER.



Nos.	3666	3687	3668	3669	3670
Girt.....	10 inch,	12 inch,	14 inch,	15 inch,	18 inch
Height of Front.....	2½ "	3 "	3½ "	3½ "	4 "
Price per foot.....					

Above Gutters are all made of good quality galvanized iron and come in 8 foot lengths, except Nos. 2810 to 3653. We do not cut full lengths of gutter or pipe


GALVANIZED VALLEYS.



No.					
3671.	Valley, 10 inch girt.....				per foot.....
3672.	Valley, 12 " " " " " " " " " " " "				" " " " " "
3673.	Valley, 14 " " " " " " " " " " " "				" " " " " "
3674.	Valley, 16 " " " " " " " " " " " "				" " " " " "



No.					
3675.	Valley, 10 inch girt.....				per foot.....
3676.	Valley, 12 " " " " " " " " " " " "				" " " " " "
3677.	Valley, 14 " " " " " " " " " " " "				" " " " " "



N					
3678.	Valley, 10 inch girt.....				per foot.....
3679.	Valley, 12 " " " " " " " " " " " "				" " " " " "
3680.	Valley, 14 " " " " " " " " " " " "				" " " " " "
3681.	Valley, 16 " " " " " " " " " " " "				" " " " " "

VALLEY PAINTED AND GALVANIZED.
Made in rolls of 50 feet.

No.	Tin Painted.	Per ft.	No.	Galvanized.	Per ft.
3685.	7 inch.....		3689.	12 inch.....	
3686.	10 " " " " " " " " " " " "		3690.	14 " " " " " " " " " " " "	
3687.	14 " " " " " " " " " " " "				
3688.	20 " " " " " " " " " " " "				

GALVANIZED CUTTER ENDS AND DROPS.



Nos. 3691 to 3694. 3698 to 3701. 3695 to 3697.

A—Represents a 12 inch section of Through, with drop (B) soldered on, and the end closed with our Slip Joint End Cap (C).

B—Represents a Drop or Outlet.

C—Represents our Slip Joint End Cap, which requires no solder. May be used right or left.

No.	Size.	Each.	No.	Size.	Each.
3691.	3 inch Gutter, with 2 inch Drop		3695.	Drop, 2 inch	
3692.	4 " " " " " " " " " " " "		3696.	" 3 " "	
3693.	5 " " " " " " " " " " " "		3697.	" 4 " "	
3694.	6 " " " " " " " " " " " "		3698.	End, 3 " "	
			3699.	" 4 " "	
			3700.	" 5 " "	
			3701.	" 6 " "	

CALVANIZED MITRES.



Complete and ready for use.
Cut shows outside mitre.

No.					Each
3696	3 1/2 inch	Mitres for	Lap	Joint Gutter
3697	4 "	"	"	"
3698	5 "	"	"	"
3699	6 "	"	"	"
3700	3 1/2 "	"	"	Slip Joint Gutter
3701	4 "	"	"	"
3702	5 "	"	"	"
3703	6 "	"	"	"

CALVANIZED MITRES.

Cut shows inside mitre.



Be sure to order correctly

No.					Each
3704	3 1/2 inch	Mitres for	Lap	Joint Gutter
3705	4 "	"	"	"
3706	5 "	"	"	"
3707	6 "	"	"	"
3708	3 1/2 inch	"	"	for Slip Joint Gutter
3709	4 "	"	"	"
3710	5 "	"	"	"
3711	6 "	"	"	"

CORRUGATED CONDUCTOR PIPE.



Made of same grade iron as the gutter and corrugated to allow for expansion. Comes in 10 ft. lengths. We do not furnish cut lengths.

No.					price per foot
2814	2 inch	Galvanized	Conductor	Pipe
2815	3 "	"	"	"
2816	4 "	"	"	"
2817	5 "	"	"	"
2818	6 "	"	"	"

CALVANIZED IRON ELBOWS.



No.		Each
2819	Elbows, 2 inch
2820	" 3 "
2821	" 4 "
2822	" 5 "
2823	" 6 "

We carry a stock of plain round conductor pipes and elbows, which can be furnished at the same price as the corrugated pipe and elbows. In ordering plain, mark "P" after the number given for corrugated pipe or elbows.



CALVANIZED CUT-OFFS.

Made of galvanized iron and fitted with a safety spring, so that the flow of water can be turned from one pipe to another.

No.		Each
3712	2 inch
3713	3 "
3714	4 "
3715	5 "
3716	6 "

CALVANIZED WIRE STRAINERS.




These strainers are use to keep out leaves and similar obstructions form stopping up the conductor pipe.

No.		Each
3720	Strainer For 2 inch Pipe
3721	" " 3 "
3722	" " 4 "
3723	" " 5 "
3724	" " 6 "

WIRE CONDUCTOR HANGERS.

These are very easily applied and hold the gutter firmly in place. They permit of bending to give gutter proper slope.

No.		Dozen
2824	Hangers, 3 1/2 inch
2825	" 4 "
2826	" 5 "
2827	" 6 "
3725	Hangers for No. 3666 to No. 3670 Gutters



Sickle

TINNED, CONDUCTOR HOOKS.

For fastening conductor pipe to side of brick house.


No.		Per Dozen
3730	2 inch
3731	3 "
3732	4 "
3733	5 "
3734	6 "

TINNED, CONDUCTOR HOOKS.

These are made of wire and used for fastening conductor pipe to side of frame house.

No.		Per Dozen
3735	2 inch
3736	3 "
3737	4 "
3738	5 "

CALVANIZED RIDGE ROLL.




This makes a neat waterproof cap for the ridge of roofs. 8 foot lengths.

No.	Size of roll	Girt	Price per Foot
3740	1 1/2 inch	7
3741	1 1/2 "	8
3742	2 "	10
3743	2 1/2 "	12

For Finials for Ridge Roll See Following Page.

ORNAMENTAL RIDGING SINGLE FACED.



No.		
3745	Height, 10 ins., Apron 5 ins	per foot....
	Finial End, each

FINIALS.

Rond Ridge Roll Finials.


Made of good quality galvanized iron.



No. 3751. Finial.

Height 23 inches.

Each.....



No. 3750. Finial, each....
Height 10 inches.



No. 3752. Finial, each....
Height 12 inches.

Be sure to order by number, also to state for which size roll finial is to be used, and if for gable or hip roof.



No. 751 Finial



No. 752 Finial

No. 751 Finial, height 9 inches, length 10 inches at base.


No. 752 Finial, height 9 inches, length 10 inches at base.

CALVANIZED IRON.

We handle all sizes of Calvanized iron. Write us for prices.

SKYLIGHTS.

Hipped with Tubular Ventilators.



No.	PRICES:	No.	
3756	3x3 feet, each.....	3762	5x10 feet, each.....
3757	3x4 " " " " " " " "	3763	6x 8 " " " " " " " "
3758	3x6 " " " " " " " "	3764	6x10 " " " " " " " "
3759	4x6 " " " " " " " "	3765	7x10 " " " " " " " "
3760	4x8 " " " " " " " "	3766	7x12 " " " " " " " "
3761	5x8 " " " " " " " "	3767	12x14 " " " " " " " "

NOTE:—Above skylights can be furnished without ventilators if desired. We can also furnish single pitch skylights. These skylights include regular skylight glass. We can furnish skylights without glass if desired.

AJAX VENTILATORS.

GALVANIZED IRON.

Used for perfectly ventilating Churches, Schools, Cars, Factories, Breweries, Steamboats, Stables or wherever circulation of air is necessary.


PRICE LIST.

No.	
3775	6 in. diameter..
3776	7 " " " "
3777	8 " " " "
3778	9 " " " "
3779	10 " " " "
3780	12 " " " "
3781	14 " " " "
3782	16 " " " "
3783	18 " " " "
3784	20 " " " "
3785	22 " " " "
3786	24 " " " "

We can furnish Ajax Ventilators up to 60 in. diameter. Write for prices.



The Ajax Ventilator is a neat durable article at small cost.



ROOFING TIN.

We carry several grades of roofing tin, also the regular and old style brands.

Sheet. Box.

No.	
3810	20x28 I. C. Tin.....
3811	20x28 I. X. Tin.....
3812	20x28 I. C. Old Style.....
3813	20x28 I. X. " " " " " "


Boxes contain 112 sheets.

TINNER'S SOLDER.



No. 3820. Guaranteed to contain an equal proportion of pure tin and lead. The best half and half solder in the market. Bars weight about 1½ pound each. We do not sell less than a bar Per pound.....

HIP AND PLAIN SHINGLES.



No.	Nos. 3814 and 3815	Per 100
3814	5x7 tin shingles....	
3815	7x9 tin shingles....	

No.	Nos. 3834 and 3835	Per 100
3834	4x9 painted hip shingles.....	
3835	4x9 galvanized hip shingles.....	

PADLOCKS.



Nos. 7214 to 7218.

- 7214 Padlock. Steel bright finish, spring shackle, 3 levers, 12 changes. Price per doz.....
- 7215 Padlock. Steel, japanned, spring shackle, 3 levers, 12 changes. Price per doz.....
- 7216 Padlock. Steel, brass plated, spring shackle, 3 levers, 12 changes. Price per doz.....
- 7217 Padlock. All brass, spring shackle, 3 levers, 12 changes. Price per doz.....
- 7218 Padlock. Same as No. 7215 with 9-inch chain. Price per doz.....


WARDROBE LOCKS.



Nos. 7148 to 7152.

- | No. | IRON. | Per doz. |
|------|---|----------|
| 7148 | Wardrobe Lock. Size 1½x¾ inches, 2 secure levers, keys all different in a dozen..... | |
| 7149 | Wardrobe Lock. Size 2½x1½ inches, 2 secure levers, keys all different in a dozen..... | |
| 7150 | Wardrobe Lock. Size 3x1½ inches, 2 secure levers, keys all different in a dozen..... | |
| 7151 | Wardrobe Lock. Size 3½x2 inches, 2 secure levers, keys all different in a dozen..... | |
| 7152 | Wardrobe Lock. Size 4x2½ inches, 2 secure levers, keys all different in a dozen..... | |

WARDROBE LOCKS.



Nos. 7153 to 7157.

- | No. | IRON. | Per doz. |
|------|--|----------|
| 7153 | Wardrobe Lock. 2½x1½ inches, 1 tumbler, solid square box..... | |
| 7154 | Wardrobe Lock. 3x1½ inches, 1 tumbler, solid square box..... | |
| 7155 | Wardrobe Lock. 3x1½ inches, coppered, with fancy bronze key..... | |
| 7156 | Wardrobe Lock. 3½x1½ inches, 1 tumbler solid square box..... | |
| 7157 | Wardrobe Lock. 4x2½ inches, 1 tumbler, solid square box..... | |

PADLOCKS.



Nos. 7226 to 7230.

- 7226 Padlock. Steel, japanned, spring shackle, 6 levers, 12 changes. Price per doz.....
- 7227 Padlock. Steel, brass plated, spring shackle, 6 levers, 12 changes. Price per doz.....
- 7228 Padlock. All brass, spring shackle, 6 levers, 12 changes. Price per doz.....
- 7229 Padlock. Steel, same as 7226, with 9-inch chain. Price per doz.....
- 7230 Padlock. Steel, same as 7227, with 9-inch chain. Price per doz.....

CHEST LOCKS.



Nos. 7008 to 7008--

IRON.

TWELVE CHANGES IN A DOZEN.

- | No. | Price per doz |
|------|--|
| 7008 | Chest Lock. 3 inch, 2 levers, 1½ inch from selvedge to key pin..... |
| 7007 | Chest Lock. 3½ inch, 2 levers, 1½ inch from selvedge to key pin..... |
| 7008 | Chest Lock. 4 inch, 2 levers, 1½ inch from selvedge to key pin..... |

CHEST LOCKS.



Nos. 7025 to 7027--7030 to 7032.

IRON.

ALL DIFFERENT IN A DOZEN.

- | No. | Price per doz |
|------|--|
| 7025 | Chest Lock. 2½ inch solid box, ¾ inch from selvedge to key pin, brass escutcheon..... |
| 7026 | Chest Lock. 3 inch solid box, 1 inch from selvedge to key pin, brass escutcheon..... |
| 7027 | Chest Lock. 3½ inch solid box, 1½ inch from selvedge to key pin, brass escutcheon..... |

BRASS.

- 7030 Chest Lock. 2½ inch solid box, ¾ inch from selvedge to key pin, brass escutcheon.....
- 7031 Chest Lock. 3 inch solid box, 1 inch from selvedge to key pin, brass escutcheon.....
- 032 Chest Lock. 3½ inch solid box, 1½ inch from selvedge to key pin, brass escutcheon.....

PADLOCKS.



Nos. 7232 and 7233.

- 7232 Padlock. Gun metal, spring shackle, 6 levers, 2 keys, all different in a dozen. Price per dozen.....
- 7233 Padlock. Gun metal, spring shackle, 6 levers, 2 keys, with chain. Price per dozen.....

Padlocks Nos. 7232 and 7233, with 9-inch chain, add 90c per dozen or 10c each.

DRAWER OR WARDROBE LOCKS.



Nos. 7119 and 7120.

- | No. | BRASS. | Per doz. |
|------|---|----------|
| 7119 | Drawer or Wardrobe Lock. 2 keys with strike, 36 changes..... | |
| 7120 | Drawer or Wardrobe Lock. 2 keys with strike, 100 changes..... | |

DRAWER LOCKS.



Nos. 7115 to 7118.

- | No. | BRASS. | Per doz. |
|------|---|----------|
| 7115 | Drawer Lock. 2½ inch, ¾ in. from selvedge to center of cylinder, ¾ inch wood, 3 levers..... | |
| 7116 | Drawer Lock. Same as No. 7115, only iron..... | |
| 7117 | Drawer Lock. 2½ inch, ¾ in. from selvedge to center of cylinder, ¾ inch wood, 3 levers..... | |
| 7118 | Drawer Lock. 2½ inch, 1 in. from selvedge to center of cylinder, ¾ inch wood, 3 levers..... | |

CHEST LOCKS.

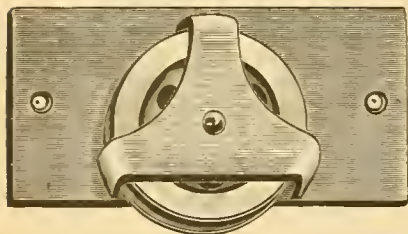


Nos. 7028 and 7029.

IRON.

- | No. | Price per doz |
|------|---|
| 7028 | Chest Lock. 4 inch solid box, 1½ inch from selvedge to key pin, brass escutcheon, all different in a dozen..... |
| 7029 | Chest Lock. 4 inch solid box, 1½ inch from selvedge to key pin, brass escutcheon, 4 catches..... |


SHEAVE ROLLERS.



No. 3938
Full size cut.

- 3938 Sheave Rollers. Steel frame, brass wheel with deep grooves. Price per dozen....

Above sheave to be used with No. 3940 sheave rail.



No. 2635 and 2636

- 2635 Shutter Sheaves. Japanned iron case, 1 1/2 inch brass wheel. Price per dozen....
- 2636 Shutter Sheaves. Japanned iron case, 1 1/4 inch iron wheel. Price per dozen....



No. 3939


- 3939 Brass Sheave Rollers, 5/8 inch wheel. Per dozen....

SHUTTER SHEAVE RAIL.



No. 2638

- 2638 Brass Shutter Sheave Rail, 1/4 inch. Price per foot....




Nos. 2639, 2640 and 3940

- 2639 Brass Shutter Sheave Rail, 1/4 inch. Price per foot....
- 2640 Wrought Bronzed Shutter Sheave Rail, 1 1/2 inch. Price per foot....
- 3940 Steel Shutter Sheave Rail, 1/4 inch, for No. 3938 Sheaves. Price per foot....

Nos. 2638, 2639 and 2640 Rails are used for Sheaves Nos. 2635, 2636 and 3939.

Note.—The above Rail comes in the following lengths:—3, 4, 5 and 6 feet.

SHOW CASE CATCHES FOR SWINGING DOORS



No. 3941

- 3941 Brass Show Case Catches. Price per dozen.....

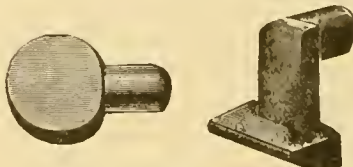
WROUGHT BRASS SHELF BRACKET.



No. 3944 No. 3945

- 3944 Brass Shelf Brackets, 3/4 x 1 1/4 inches. Price per dozen
- 3945 Brass Shelf Brackets, 1 1/4 x 3 1/4 inches. Price per dozen

IRON SHELF SUPPORTS.

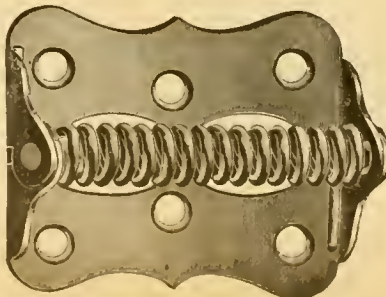


No. 3946

No. 3949

- 3948 Iron Shelf Supports. Coppered. Price per gross....
- 3949 Iron Shelf Supports. Coppered. Price per gross....

BRASS SHOW CASE SPRING HINGES.



No. 3998 and 3999

Full size cut.

- 3998 Brass Show Case Spring Hinges. Price per pair....
- 3999 Bronzed Show Case Spring Hinges. Price per pair....


COMBINATION PULL AND CARD HOLDERS.



Nos. 3960 to 3963

- 3960 Pull and Card Holder. Card space 7/8 x 3/4 inches. Price per dozen.....
- 3961 Pull and Card Holder. Card space 1 1/4 x 1 1/8 inches. Price per dozen.....
- 3962 Pull and Card Holder. Card space 2 x 1 1/8 inches. Price per dozen.....
- 3963 Pull and Card Holder. Card space 2 1/2 x 1 inches. Price per dozen.....

CARD HOLDERS.



Nos. 3964 to 3967

- 3964 Card Holder. Card space 1 1/4 x 3/4 inches. Price per dozen.....
- 3965 Card Holder. Card space 1 1/4 x 1 1/8 inches. Price per dozen.....
- 3966 Card Holder. Card space 2 x 1 1/8 inches. Price per dozen.....
- 3967 Card Holder. Card space 2 1/2 x 1 inches. Price per dozen.....

Note.—The above Combination Pulls and Card Holders are made of wrought bronze buffed and lacquered.


FLUSH SLIDING DOOR PULL.



No. 3968.

- 3968 Sliding Door Pulls. Polished brass. Price per dozen.....

BRASS PULLS.



No. 3969

- 3969 Polished Brass Handles or Pulls, 3 inches. Price per dozen.....

BRASS FINGER PULLS.



No. 3973

- 3973 Brass Finger Pulls. Price per 100..

Note.—Goods illustrated on this page are not packed with screws or pins. We can furnish articles complete, where so specified at a small additional cost.

BALL BEARING SHEAVES AND RAIL



No. 3950



No. 3905

3950. Sheaves. This sheave will carry a door up to one hundred and fifty pounds. Use track No. 3951 or 3952.

3905. Sheaves. This sheave will carry a door up to seventy-five pounds. Use track No. 3956.



No. 3955



Nos. 3951 and 3952



No. 3956

3955. Sheaves. The sheave will carry a door up to fifty pounds. Use track No. 3956.

3951. $\frac{3}{4}$ -in. plain steel track.

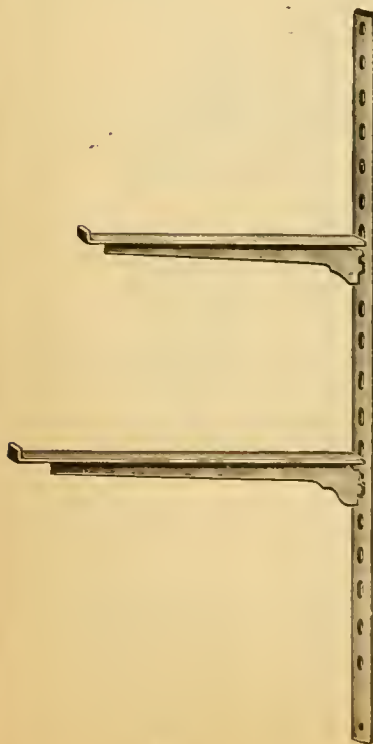
3952. $\frac{3}{4}$ -in. brass plated track.

3956. $\frac{1}{2} \times \frac{1}{2}$ -in. flat steel track.

WALL CASE BRACKETS AND STANDARDS.

- 3823 6 inch adjustable bracket. Price each.....
- 3824 8 inch adjustable bracket. Price each.....
- 3825 10 inch adjustable bracket. Price each.....
- 3826 12 inch adjustable bracket. Price each.....
- 3827 14 inch adjustable bracket. Price each.....
- 3828 16 inch adjustable bracket. Price each.....
- 3829 18 inch adjustable bracket. Price each.....

Furnished in antique copper, nickel plate and black enamel.

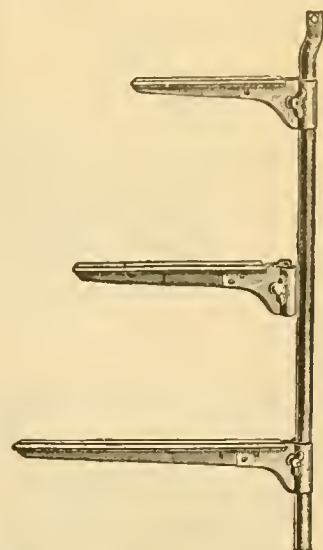


Nos. 3823 to 3830



- Nos. 3920 and 3921. Metal leg for combination cases or counters finished in antique copper.
- 3920 Metal leg 6 inches high, without bolts. Price each.....
- 3921 Metal leg 8 inches high without bolts. Price each.....

A SAFETY ADJUSTABLE WALL CASE BRACKET.



This new invention and style of bracket is something we can recommend for wall shelves, wall cases and combination cases, they being rigid and perfectly safe from eliding when the thumb-screw is drawn up tight (use pliers or wrench for tightening) because the clamp has 3 inches hold on each side of the back bar (or 6 inches in all). The thumb-screw can be changed either to right or left hand sides by simply taking out the bolt and putting it on the other side, which is a great advantage over other adjustable brackets because they are used in many places where a wrench or screw driver cannot be used.

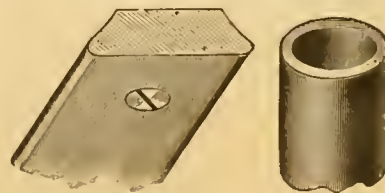
They are made of wrought steel, which is sufficient guaranty that they cannot break, no matter what weight is put on. Still they are light and neat. We claim it is the best adjustable bracket that ever was invented or used for the purpose.

Furnished in Black, Antique Copper or Nickel Plated, all at the same price. Be sure to specify finish wanted. Where no mention is made we will send antique copper.

- 3925 6 inch adjustable bracket. Price each.....
- 3926 8 inch adjustable bracket. Price each.....
- 3927 10 inch adjustable bracket. Price each.....
- 3928 12 inch adjustable bracket. Price each.....
- 3929 14 inch adjustable bracket. Price each.....
- 3930 16 inch adjustable bracket. Price each.....
- 3931 18 inch adjustable bracket. Price each.....
- 3932 20 inch adjustable bracket. Price each.....

We furnish the above brackets for either shape of standard illustrated below. Also furnish these brackets for glass shelves. Prices same as above

STANDARDS USED IN COMBINATION WALL CASES.



No. 3935.

No. 3937.

- 3935 Standard up to 32 inches in length. Price each.....
- 3936 Standard up to 54 inches in length. Price each.....
- 3937 Standard up to 32 inches in length, including bottom flange. Price each.....


When ordering please give exact length of standard wanted.

BAILEY'S ADJUSTABLE PLANES.

These Planes meet with universal approbation from the best mechanics. For beauty of style and finish they are unequalled; and the superior methods for adjusting them readily in all their parts, render them economical to the owner.

IRON PLANES.


No.	Price. Each
2884. Iron Smooth, 5½ inch 1½ inch Cutter. Bailey's No. 2.....	2.....
2885. " " 7 " 1½ " " " " 2.....	2.....
2886. " " 8 " 1½ " " " " 3.....	3.....
2887. " " 9 " 2 " " " " 4.....	4.....
2889. " " 10 " 2½ " " " " 4½.....	4½.....




No.	Price. Each
2890. Iron Jack, 14 inch. 2 inch Cutter. Bailey's No. 5.....	5.....
2891. " " 15 " 2½ " " " " 5½.....	5½.....
2892. " Fore 18 " 2½ " " " " 6.....	6.....
2893. " Jouter 22 " 2½ " " " " 7.....	7.....
2894. " " 24 " 2 " " " " 8.....	8.....



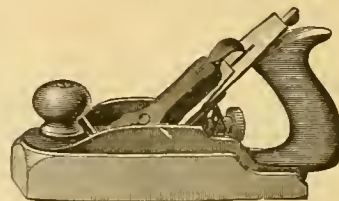
All above Planes can be furnished with corrugated bottoms, at the same price, except numbers 2884 and 2885. In ordering corrugated bottom plates mark "C" after the number.

BAILEY'S ADJUSTABLE WOOD PLANES.

No.	Price. Each
2903. Wood Jack, 15 inch. 2 inch Cutter. Bailey's No. 26.....	26.....
2904. " " 15 " 2½ " " " " 27.....	27.....
2905. " Fore 18 " 2½ " " " " 28.....	28.....
2906. " " 20 " 2½ " " " " 29.....	29.....
2907. " Jouter 22 " 2½ " " " " 30.....	30.....
2908. " " 24 " 2½ " " " " 31.....	31.....
2909. " " 26 " 2½ " " " " 32.....	32.....
2910. " " 28 " 2½ " " " " 33.....	33.....
2911. " " 30 " 2½ " " " " 34.....	34.....

BAILEY'S ADJUSTABLE WOOD PLANES.

No.	Price. Each
2895. Wood Smooth, 7 inch, 1½ inch Cutter. Bailey's No. 21.....	21.....
2896. " " 8 " 1½ " " " " 22.....	22.....
2897. " " 9 " 1½ " " " " 23.....	23.....
2898. " " 8 " 2 " " " " 24.....	24.....
2899. " " 9 " 1½ " " " " 25.....	25.....

BAILEY'S ADJUSTABLE WOOD PLANES.

No.	Price. Each
2900. Wood Smooth, 9 inch. 2 inch Cutter. Bailey's No. 35.....	35.....
2901. " " 10 " 2½ " " " " 36.....	36.....
2902. " " 13 " 2½ " " " " 37.....	37.....

BAILEY'S ADJUSTABLE BLOCK PLANES.

With improved throat adjustment,



No.	Price. Each
2922. Block Plane, 6 inch Length, 1½ in. Cutter. Bailey's No. 9½.....	9½.....
2925. Nickel Trimmings, 6 in. Length, 1½ in. Cutter. " " 16.....	16.....
2926. Nickel Trimmings, 7 in. Length, 1½ in. Cutter. " " 17.....	17.....

KNUCKLE-JOINT BLOCK PLANES.

The knuckle-joint in the cap makes it a lever also; and placing the cap in position, will also clamp the cutter securely in its seat.

No.	Price. Each
2927. Nickel Trimmings, 6 in. Length, 1½ in. Cutter. Bailey's No. 18.....	18.....
3064. Nickel Trimmings, 7 in. Length, 1½ in. Cutter. Bailey's No. 19.....	19.....


LOW ANGLE BLOCK PLANES.

No.	Price. Each
3065. Low-Angle, Block, 6 in. Length, 1½ in. Cutter. Bailey's No. 60.....	60.....
3066. Low-Angle, Block, 7 in. Length, 1½ in. Cutter. Bailey's No. 65.....	65.....

STANLEY'S ADJUSTABLE CIRCULAR PLANE.

No.	Price. Each
2928. Adjustable Circular, 1½ inch Cutter. Stanley's No. 113.....	113.....

This Plane has a flexible Steel Face, which can be easily shaped to any required arc, either concave or convex, by turning the knob on the front of plane.

IMPROVED VICTOR CIRCULAR PLANE.

The Flexible Steel Face of this plane can be made concave, or convex, by turning the screw which is attached to it centre.

3228. Circular Plane, nickel plated, 1½ in. cutter. Stanley's No. 20. Ea.....	20.....
---	---------

IMPROVED RABBET PLANE.

A vintage hand plane with a wooden body and a metal soleplate, shown from a side profile. The plane has a dark, polished wooden handle and a light-colored wooden body. The metal soleplate is visible, showing some wear and a small label. The plane is positioned diagonally across the frame.


No. 885.



No. 890.

No. 890.

RABBIT AND BLOCK PLANE.




No. 895.

STANLEY BLOCK PLANE.



No. 896.

IMPROVED DADO PLANES.



No. 839.

No. 845.

845	Iron stock, 8 inch, 1½ inch cutter.	Price each.....
846	" " 8 " 1¼ " "	" "
847	" " 8 " 1 " "	" "

A detailed illustration of a hand plane, likely a block plane. It features a curved, dark handle with a decorative pattern, a wooden base, and a metal body with a sharp blade. The illustration is in a classic, engraved style.

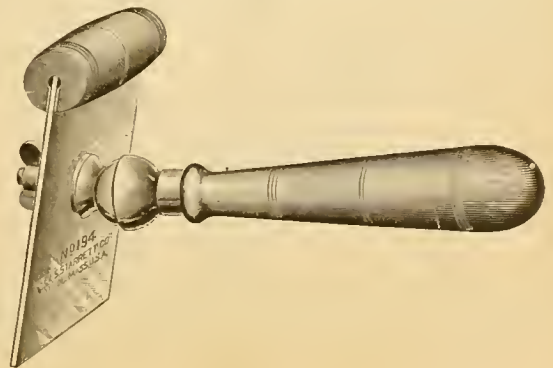
No. 850.

FLOOR SCRAPER.



No. 3170

UNIVERSAL SCRAPER




No. 930

HAND SCRAPER

3172 Steel Hand Scraper. Sizes 2½x5 inches, 3x4, 3x5, 3x6, 3½x6 inches. Price each.

SARGENT'S IRON BLOCK PLANES



2912. Block Plane, 7½ inch, with 1¼ inch cutter.
Price, each.....



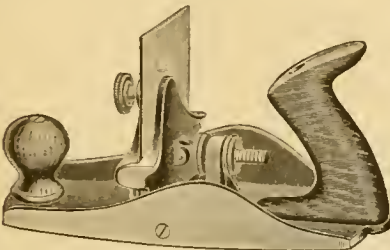
2913. Block Plane, 7½ inch, with 1¼ inch cutter, adjustable.
Price, each.....

SARGENT'S RABBET PLANES



948. Iron Stock, 8 inches, 1 inch cutter. Price, each
949. Iron Stock, 8 inches, 1¼ inch cutter. Price, each
950. Iron Stock, 8 inches, 1½ inch cutter. Price, each

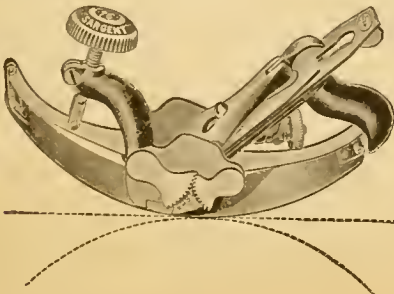
SARGENT'S ADJUSTABLE SCRAPER PLANE



This Tool is used for scraping and finishing Veneers or Cabinet work. It can be used equally well as a Tooth Plane, and will do excellent work in scraping off old paint and glue.

945. Adjustable Scraper, 9 inches, 3 inch cutter. Each.....

SARGENT'S ADJUSTABLE CIRCULAR PLANE



This Plane has a flexible Steel Face, which can be easily shaped to any required arc, either concave or convex, by turning the knob on the front of plane.

928. Adjustable Circular, 1¼ inch cutter. Each.....

SARGENT'S IRON BLOCK PLANES



961. Block Planes, 5½ inch with 1¾ inch cutter, adjustable. Each.



960. Block Plane, 5½ inch with 1¾ inch cutter. Each




963. Block Plane, 6 inch, with 1¾ inch cutter, adjustable, polished trimmings. Each
964. Block Plane, 7 inch with 1¾ inch cutter, adjustable, polished trimmings. Each



2914. Block Plane, 6 inch, with 1¾ inch cutter, polished trimmings. Price, each.....
2915. Block Plane, 7 inch, with 1¾ inch cutter, polished trimmings. Price, each.....
2916. Block Plane, 6 inch, with 1¾ inch cutter, nickel trimmings. Price, each.....
2917. Block Plane, 7 inch, with 1¾ inch cutter, nickel trimmings. Price, each.....

SARGENT'S KNUCKLE JOINT PLANES




2918. Block Plane, 6 inch, with 1¾ inch cutter, nickel trimmings. Price, each.....
3060. Block Plane, 7 inch, with 1¾ inch cutter, nickel trimmings. Price, each.....
3061. Block Plane, 6 inch, with 1¾ inch cutter, polished trimmings. Price, each.....
3062. Block Plane, 7 inch, with 1¾ inch cutter, polished trimmings. Price, each.....




962. Block Plane, 7½ inch, with 1¾ inch cutter. Each

SARGENT'S ADJUSTABLE PLANES.


These planes cannot be excelled by any others. The material used is the best and the workmanship is first class. A mechanic will quickly appreciate the high standard of these goods.




2862	Iron smooth,	7 inch,	1 1/8 inch cutter.	Price each
2863	" "	8 "	1 3/4 "	" "
2864	" "	9 "	2 "	" "
2865	" "	10 "	2 3/8 "	" "



2876	Wood Jack	15 inch,	2 inch cutter.	Price each..
2877	" "	15 "	2 1/8 "	" "
2878	" Fore	18 "	2 3/8 "	" "
2879	" "	20 "	2 3/8 "	" "
2880	" Jointer	22 "	2 3/8 "	" "
2881	" "	24 "	2 3/8 "	" "
2882	" "	26 and 28 inch	2 3/8 inch cutter.	" "
2883	" "	30 "	2 3/8 "	" "




2866	Iron Jack	14 inch	2 inch cutter.	Price each....
2867	" Fore	18 "	2 3/8 "	" "
2868	" Jointer	22 "	2 3/8 "	" "
2869	" "	24 "	2 3/8 "	" "



All above planes can be furnished with Corrugated Bottoms at the same price. In ordering mark "C" after the number.

SARGENT'S PATENT FROG PLANES



Nos. 985 to 994.

Fine work requires a very narrow opening between the front of the mouth and the cutting edge of the cutter. Coarse work requires support close to the cutting edge of the cutter to prevent chattering. By this improved construction, the frog with the cutter still clamped in position on it may be adjusted forward for fine work or backward for coarse work and at all times it is so supported as to prevent chattering. The Frog is moved forward or backward on a line parallel with the base so that no adjustment of the cutter is required after the Frog adjustment has been made.

The Clamp and Cutter may be left fastened to the Frog while the adjustment is being made.


Solid—Rigid—Firm.

These planes have the double seat, giving two points of contact of the bottom of the Frog with the Bed or Bottom of Plane. At these points both the Frog and the Bed are profiled or milled, insuring accuracy of fit and a solid, firm seating of the Frog on the Bed.


The above cut shows in section the Improved Iron Bench Plane, and gives the position of the parts.

All Cutters are made from the best double refined English Cast Steel, tempered by the very best improved process, then highly polished and sharpened ready for use, and are WARRANTED.

SARGENT & CO.'S WOOD BOTTOM PLANES.



2870	Wood smooth,	7 inch	1 1/8 inch cutter.	Price each...
2871	" "	8 "	1 3/4 "	" "
2872	" "	9 "	1 3/4 "	" "




2874	Wood smooth,	9 inch,	2 inch cutter.	Handled. Price each
2875	Wood smooth,	10 inch,	2 3/8 inch cutter.	Handled. Price each

985.	Iron smooth,	7 inch,	1 1/8 inch cutter.....
986.	Iron smooth,	8 inch,	1 3/4 inch cutter.....
987.	Iron smooth,	9 inch,	2 inch cutter.....
988.	Iron smooth,	10 inch,	2 3/8 inch cutter.....
990.	Iron jack,	14 inch,	2 inch cutter.....
991.	Iron jack,	15 inch,	2 1/8 inch cutter.....
992.	Iron fore,	18 inch,	2 3/8 inch cutter.....
993.	Iron jointer,	22 inch,	2 3/8 inch cutter.....
994.	Iron jointer,	24 inch,	2 3/8 inch cutter.....

All above planes can be furnished with corrugated bottoms at the same price. In ordering corrugated bottom planes mark "C" after the number.

HAND SAWS



2942. Disston & Son's D8 Hand Saw, Skew Back, Apple Handle, Polished Edges, Warranted Spring Steel.

Length of blade.....	20 in.	22 in.	24 in.	26 in.	28 in. rip.
Price, each




2943. Disston & Son's No. 12 Hand Saw, Extra Refined London Spring Steel, Polished Blade, Handle Carved and Polished. One of Disston's best saws.

Length of blade.....	20 in.	22 in.	24 in.	26 in.	28 in. rip.
Price, each



3300. E. C. Atkin's Hand Saw, Apple Handle, Polished Edge, Blade Highly Finished

Length of blade.....	20 in.	22 in.	24 in.	26 in.	28 in. rip.
Price, each



3342. E. C. Atkin's Hand Saw, Skew Back, Aluminum Silver Steel, Apple Handle, Polished Edge, Mirror Finish.

Length of blade.....	20 in.	22 in.	24 in.	26 in.	28 in. rip.
Price, each

3343. E. C. Atkin's Hand Saw, Straight Back, Aluminum Silver Steel, Apple Handle, Polished Edge, Mirror Finish.


Length of blade.....	20 in.	22 in.	24 in.	26 in.	28 in. rip.
Price, each



3371. Hand Saw, Special Steel, Fine Polish, Skew Back, Beech Handle, Polished Edge, Four Brass Screws.

Inches.	22	24	26
---------	-------	----	----	----

CROSS CUT SAWS



2941. First Grade 2 Man Cross Cut Saw and	Handles, 4½ ft.
2944. First Grade 2 Man Cross Cut Saw and	Handles, 5 ft.
2945. First Grade 2 Man Cross Cut Saw and	Handles, 5½ ft.
2948. First Grade 1 Man Cross Cut Saw and	Handles, 3½ ft.
2946. First Grade 1 Man Cross Cut Saw and	Handles, 4 ft.
2947. First Grade 1 Man Cross Cut Saw and	Handles, 4½ ft.

KEY HOLE SAW.



3303. Key Hole Saw and Pad. Price, each.....

COMPASS SAWS



3302. Compass Saw, Beech Handle.....
Length of blade, 12 in. 14 in.
Price, each

3314. Compass Saw, Silver Steel Blade, Carved Apple Handle.
Length of blade, 12 in. 14 in.
Price, each

3315. Compass Saw, Apple Handle.
Length of blade, 12 in. 14 in.
Price, each



3304. Interchangeable Nest of Saws, comprising Key Hole, Compass and Pruning Saws, first quality.
Price, each.

STAIR BUILDERS' SAW



No. 3311


3311. Stair Builders' Saw
Price, each.

We Want Your Business! :: ::

**WE GIVE -- FIRST CLASS GOODS
LOW PRICES
PROMPT SHIPMENTS**

== Try Us ==

STEEL MITRE BOX.



The above cut illustrates a box made entirely of Bessemer steel, thus doing away with all liability of breakage.

The backs are made of cold rolled steel, corrugated to $\frac{1}{4}$ inch in depth and $\frac{1}{2}$ inch in width, allowing perfect clearance for sawdust.

Besides the angles used on regular boxes, by simply turning a lever, it can be instantly set and locked at any desired angle. It is graduated, by means of which much time is saved in making changes, especially if two opposite cuts are wanted at exactly the same angle.


Automatic stops are provided to hold up the saw, which will be found of great convenience when changing the work.

These boxes give $10\frac{1}{2}$ inches width at right angles and $7\frac{1}{4}$ inches at mitre.

Disston's saws furnished with these boxes.

- 3205 Mitre Box with 26x4 saw.....
3206 Mitre Box with 28x5 saw.....

Each.




NEW LANGDON MITRE BOX.

The New Langdon Improved has the additional feature of easy adjustment to any possible angle desired (by using the circular arms or guides,) from right angles to 73 degrees, and is adjustable for mitring circular work in patterns, emery wheels and segments of various kinds.

NEW LANGDON IMPROVED.

No.	Saw	Capacity at Right Angles	Capacity at Mitre	Each
3200	20 by 4 in.	6 in. width	4 in. width	
3201	22 by 4 in.	6 " "	4 " "	
3202	24 by 4 in.	6 " "	4 " "	
3203	28 by 5 in.	9 " "	6 $\frac{1}{2}$ " "	

STANLEY MITRE BOX.



Box can be used with a Back Saw or a Panel Saw equally well. If a Back Saw is used, both links which connect the rollers, or guides, are left in the upper grooves, and the back of the saw is passed through under the links. If a Panel Saw is used, the link which connects the rollers on the back spindle is changed to the lower groove; and then the blade of the saw will be stiffly supported by both sets of rollers, and work like a Back Saw.

- 3204 Mitre Box, 20 inches. Price each without saw.

HACK SAWS.



No.

Price Each

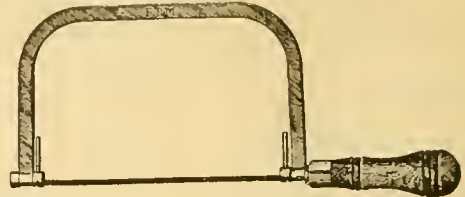
- 3305 Full nickel plated Hack Saw, frame can be adjusted from 8 to 12 inches

- 3306 Full nickel plated hack saw frame, for 8 in. blade

HACK SAW BLADES.

- 3307 Sizes, inches .8 10 12
Price each.....

COPING SAW



- 3312 Coping Saw. Has solid steel frame, absolutely rigid, adjustable tempered steel blade for light metals and wood. Price each.....
3313 Coping Saw Blades. Per doz.....



- 3308 Standard Coping Saws, nickel plated steel frame, with 13, 6 inch blades. Price each.....

- 3308 $\frac{1}{2}$ Extra Blades, per dozen.....

JONES' CABLE COPING SAW.



This saw is constructed with a tubular back, through which runs a cable connecting both ends of saw frame, which causes the blade to turn to any angle by turning the handle without removing it from the work.

- 3309 Nickel-plated and furnished complete with one-half dozen blades, packed in cardboard box. Price each.....

BACK SAWS.



- No. 3310 E. C. Atkins & Co.'s Warranted Silver Steel Back Saw, Apple Handle, Blued Back.


Length of Blade	10 in.	12 in.	14 in.	16 in.
Price, each

SAW CLAMP WITH FILING GUIDE.



Henry Disson & Sons' Saw Clamp and Guide. This enables anyone to file a saw correctly, even if not skilled in the art of saw filing, full directions for use accompany each outfit. Ordinary files can be used. Price for Clamp Filing Guide, file and handle, all complete in wood box, weight 20 lbs. 3425. Price, each.....

BENCH VISES.



Oval Slide Bench Vises, for light work in metal or wood. A handy vise for general use.

No.	Weight.	Price, each.
3260. Vise, steel faced jaw, 2 1/4 wide, 7 1/2 lbs.		
3261. " " " " 2 1/2 " 11 1/2 "		
3262. " " " " 3 " 18 "		
3263. " " " " 3 1/4 " 25 1/4 "		

NAIL SETS.



3005. Fine Knurled Blue Steel Cap Nail Sets, warranted, assorted sizes. Price, each.....



3006. Good quality nail set, assorted sizes. Price, each.....

IRON CLAMPS.



Malleable Iron Clamps, swivel head, full weight, best quality.

No.	Open ins.	Weight.	Each.
3436. 4	1 1/2 lbs.		
3437. 5	1 1/4 "		
3438. 6	2 "		
3439. 8	3 1/4 "		

MORRILL'S PATTERNSAW SET.



As the patent has expired on this style of set there are several manufacturers now making these goods. We offer you only the best goods obtainable, but they are not the genuine, yet they will set a saw equal to the old style set. They are used for setting all kinds of hand saws. 3210. Price, each.....

3211. Morrill's No. 11 Saw Set, genuine. Price, each.....

LATEST IMPROVED GENUINE MORRELL SAW SET.




This saw set has developed with time and now is acknowledged among all classes of mechanics to be the only truly scientific saw set ever produced. The revolving anvil with indicator subdivided and marked with figures, the figures showing the number of teeth to the inch in the saw to be set; for example, if the saw has four teeth to the inch, turn the anvil until the figure '4' comes up directly in front of the plunger and so on. Leave the set screw so the saw will pass through without friction. When you wish to do fine work, turn the set screw back to suit your own judgment, otherwise it will be all right for use in all ordinary work 3212. Each.....

MONARCH PATENT SAW SET.



We wish to call special attention to the particular merits of the Monarch Saw Set. Many hand saw sets are imperfect for the reason that the power is applied by the upper handle of the tool, making it necessary to change the position of the hand every time the pressure is given to the tooth. To perfectly set a saw it is necessary that the saw set should be in the same relative position on every tooth. In the Monarch the power is applied by the lower lever, making it very easy to hold the saw set in the proper position and obtain the necessary pressure by simply closing the fingers. You will notice the head of the set is made open and the work is plainly in view at all times, enabling the operator to quickly adjust the saw set to the tooth. The gauge "B" for regulating the depth of set, has a wider bearing than in most saw sets, thus doing away with the tendency to incline the tool to one side or the other, which would give an uneven set to the teeth. 3214. Monarch Saw Set. Each.....



BENCH STOPS.


3440. Morrill's Patent Screw Set Bench Stops, can be easily attached to bench. Price.....

WILCOX STEEL BENCH STOP.



3441. These Stops are strong, light, simple and durable, they are made entirely of steel and easily attached, adjustable positive. Price, each.....

CARPENTER'S PINNERS.



2953. Carpenter's Pinner, steel with tempered polished jaws, as shown in cut. Well made and nicely finished. Sizes, 6, 8 and 10 inch. Price, each.....



3451 Special High Grade Buttons Pliers & Cutters. Made from the best tool steel. The cutters are tempered just right. Our 10-inch size is made extra heavy and strong for fence builders' use, and is the best plier for this purpose that can be produced. Sizes, 6, 8 and 10 inch. Price, each.....

GAS PLIERS.



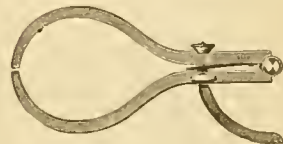
3452. Forged from fine quality of steel. The 8 and 10 in. have straight handles. Length, 6, 8 and 10 inch. Each.....

SIDE CUTTING PLIERS.




3453. Side Cutting Pliers, made from dropped forged steel, size, 5 and 6 inch. Price, each.....

WING CALIPERS.



3454. Wing Calipers, with spring set-screw, size, 6 and 8 inch. Price, each.....

DIVIDERS.



3455. Dividers, cast steel, polished, size, 6, 8 and 10 inch. Price, each.....

EXTENSION DIVIDERS.



3456. Cast steel, polished, single leg extension Dividers, as shown above; a common lead pencil can be used in place of the moveable point. The 6-inch size will scribe a 1 1/2-inch circle, the 7 inch a 20-inch circle, the 8 inch a 22 1/2 in. circle. Size, 6, 7 and 8 inch. Price, each.....

FLAT NOSE PLIERS.



3457. Flat Nose Pliers, made of a fine quality of steel, size, 4, 5 and 6 inch. Price, each.....



No. 3175 Stanley's No. 6. Marking Gauge. Beechwood, boxwood thumb screw marked steel point. Price, each.....

No. 3177 Stanley No. 82. Patent Marking Gauge, beechwood, polished, boxwood thumb screw, oval bar, marked, adjusting steel point. Price, each.....

IMPROVED MARKING GAUGE.



- 3178 Patent Marking Gauge, boxwood, polished plated head, brass thumb screw and shoe, oval bar, marked, adjusting steel point. Price each.
- 3179 Stanley's No. 9. Cutting Gauge, mahogany, polished, plated head, boxwood thumb screw, oval bar, marked. Steel cutter. Price each.

MORTISING GAUGE.



- 3180 Marking Mortise Gauge. Rosewood, plated head, improved screw slide, brass thumb screw and shoe, oval bar, marked steel posts. Each

BUTT AND RABBIT GAUGE.



- 3181 Stanley's Butt and Rabbit Gauge for hanging doors, mortising, marking, etc. This, without question, is one of the most ingenious and convenient tools for carpenters' use ever invented. No carpenter should be without one. Each

PANEL GAUGE.



- 3420 Beechwood Panel Gauge. Boxwood thumb screw, oval bar. Each

MARKING GAUGE.



- 3421 The steel points are attached very near the ends of the bars, to admit of being used close up into a rabbit or corner. The head of the Marking Gauge can be turned over, for a broad or narrow bearing, as desired. Each

STANLEY'S CLAPBOARD (SIDING) MARKER.



3183. This ingenious tool can be used with one hand, while the other is employed holding a clapboard in position. The marking blade is easily adjusted to any thickness of clapboard or siding. Metal stock, with wood handle, steel blade, Stanley's No. 88. Price each

STANLEY'S CLAPBOARD (SIDING) GAUGE.




- 3184 The clapboard to be laid can be held any width to the weather, by means of the graduated scale on the tool, and after the tool is released, the mark left is so slight that painting alone will fill it. Metal stock, with wood handle, steel blade, Stanley's No. 89. Price each

STANLEY'S IMPROVED BUTT GAUGE.



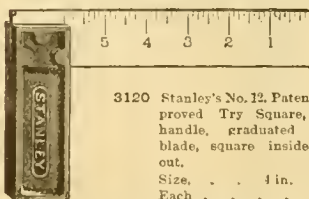
- No. 3182
The back of the jamb. The other bar has a steel cutter to accurately gauge for the thickness of the butt. The form of this tool is convenient for carrying in the pocket. It is so constructed that the bars can not fall out of the stock. Nickel-plated Butt Gauge. Stanley's No. 95. Price each.

STEEL SQUARES.



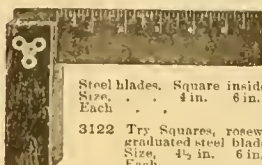
- 3100 Steel Square, No. 100, extra quality, body 24x2 in. tongue 16x1 1/2 in., brace measure 8 square and Essex's board marked on face, 1-16, 1/8, 1-16, 1/4, marked on back, 1-12 and 10's, 1-32, 1-12, 1-16, giving ft. and in. in full. Each ..
- 3101 Steel Square No. 1. Size of body 24x2, size of tongue 16x1 1/2, face 1-16, 1/8, 1-16, 1/4, marked on back 1-12 and 10's, 1/8, 1-12 and 1/4. Brace measure, 8 square and Essex's board. Each ..
- 3102 Is the same as No. 3101 except back, which is 1-12, 1/8, 1-12, 1/4 also has Essex's board measure. Each ..
- 3103 Steel Square No. 3, extra quality, size of body, 24x2 in., size of tongue, 16x1 1/2, marked on face, 1-16, 1/8, 1-16, 1/4, marked on back, 1-12, 1/8, 1-12, 1/4, with brace measure and Essex new board measure, giving ft. and in. in full. Each ..
- 3104 Steel Square, No. 11, size of body, 24x2 in.; size of tongue 16x1 1/2 in., with brace measure and Essex board measure, marked on face 1/8, 1/4, 1/2, marked on back, 1-12, 1/8, 1-12, 1/4, giving ft. and in. in full. Each ..
- 3105 Same Square as No. 3100 only nickel-plated. Each ..
- 3108 Steel Square, No. 103, same description as No. 3103, nickel plated. Each ..

STANLEY'S TRY SQUARE.



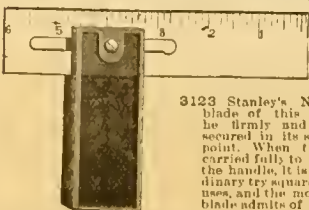
- 3120 Stanley's No. 12. Patent Improved Try Square, iron handle, graduated steel blade, square inside and out.
Size, . . . 4 in. 6 in. 8 in.
Each

TRY SQUARES.



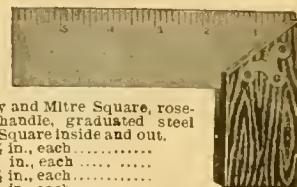
- 3121 Try Squares, iron frame handle with rosewood (inlaid) sides.
Steel blades. Square inside and out.
Size, . . . 4 in. 6 in. 8 in. 10 in.
Each
- 3122 Try Squares, rosewood, brass face, graduated steel blades.
Size, 4 1/2 in. 6 in. 7 1/2 in. 9 in.
Each

ADJUSTABLE TRY SQUARE.



- 3123 Stanley's No. 11. The blade of this square can be firmly and accurately secured in its seat, at any point. When the blade is carried fully to the front of the handle, it is like an ordinary try square in all its uses, and the moving of the blade admits of making the try square equally perfect down to 1/4 in. blade or less. Iron handle, guaranteed steel blade.
Size
Each 4 in. 6 in.


TRY AND MITRE SQUARE.



- 3124 Try and Mitre Square, rosewood handle, graduated steel blade, Square inside and out.
Size 4 1/2 in., each
- Size 6 in., each
- Size 7 1/2 in., each
- Size 9 in., each

BEVEL AND SQUARE.

- 3135 Patent Eureka T Bevel iron handle, steel blade, with parallel edges. The blade is secured by turning the thumb screw at the lower end of the handle.



- Size..... 6 in. 8 in. 10 in.
Each.....

T BEVEL.


3136 Sliding T Bevel.

- Size. Each.
6 in.
8 in.
10

SAW VISES.


- 3250 Patent Saw Clamp. Length of jaws, 9 1/2 in., japanned. Each

- 3251 Patent Saw Clamp. For attaching to the workbench this clamp has a malleable iron screw clamp, and a lever and cam for holding it in any position.
Each



- 3252 Adjustable Ball and Socket Saw Clamp. By the use of this vise a saw can be filed any angle or square, as the operator may desire.
Each.

RATCHET BIT BRACES.

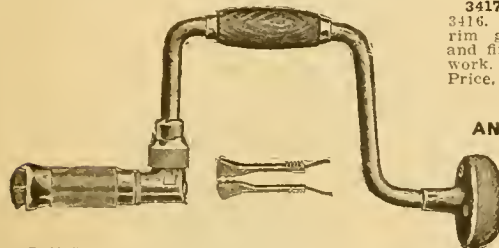


Ball bearing brace, nickel plated, lignum vitae head, cocobolo center. This is unquestionably the finest brace made; will hold either round or square shank bits. The jaws center the bit truly, and hold it firmly. The ball bearing reduces friction, so that the whole strength of the workman is applied to the bit. The method of changing the ratchet is quick, simple and accurate. The brace is handsomely nickel-plated.

3395. 8 inch sweep, each.....
3396. 10 inch sweep, each.....
3397. 12 inch sweep, each.....



Lignum vitae heads, rosewood centers.
3398. Ratchet Bit Brace. The brace has ebonyized hardwood head and centers, with spring tempered forged steel jaws. The jaws holding securely both round and square shank bits, preventing all lateral motion, has made this brace very popular with mechanics. Made with 10 inch sweep, nickel plated. Each.....



Ball Bearing Braces, nickel plated, cocobolo head. It has the interlocking jaws, which are interlocked in machine recesses in the chuck body. The chuck body and spindle are made of one piece turned out of solid steel.

3393. 10 inch sweep, each.....
3394. 12 inch sweep, each.....

BIT BRACE.



Mahogany stained heads and centers. Steel sweeps, gnurled sleeves.


3399. Bit Brace, 8 inch sweep. Each.....
3400. Bit Brace, 10 inch sweep. Each.....

COUNTER SINK.




3405. Counter Sink for wood, with gauge. Each.....

MILLER'S FALLS BREAST DRILL.



3402. Breast Drill. The shank of this drill is made of round wrought iron $\frac{5}{8}$ of an inch in diameter. The handles are rosewood, the head malleable iron, and the chuck jaws of steel. The chuck will hold any shaped shank, round, square or flat. The breast drill has level attachments. Price, each.....

HAND DRILLS.




3416. Hand Drill. The handle is hollow, and can quickly be removed or attached to the drill. The cell in the handle is sufficiently deep to enclose twist drill bits. Length, 11 inches. Price, each.....

HAND DRILLS.



3417. Hand Drill. Handle same as 3416. Is double geared and has a wide rim gear to be grasped between thumb and fingers when drill is used for delicate work. Length, $11\frac{1}{2}$ inches. Price, each.....

ANGULAR BORING MACHINES.



Angular Boring Machines, with graduated ways, swinging rack and malleable crank, can be used to bore at any desired angle.

3403. Boring Machines with augers. Each.....
3404. Boring Machines without augers. Each.....

CLARK'S EXPANSIVE BITS.




Clark's Improved Expansive Bit. It is made of steel and warranted.

2964. Cuts from $\frac{1}{2}$ inch to $1\frac{1}{2}$ inch; weight, 7 oz. Each.....
2963. Cuts from $\frac{3}{4}$ inch to 3 inch; weight, 12 oz. Each.....
Expensive Bits have two cutters and can be made to cut any size between the sizes mentioned above.

We carry extra cutters for bits.

IRWIN AUGER BITS.




These bits are far superior to any on the market. They will bore in any kind of wood. They have twice the clearance of the old style bits, and will not choke. Much less power is required in boring. These bits bore a perfectly smooth hole.

2957. Irwin Auger Bits, 4-16 to 16-16. Price, each.....
2960. Irwin Auger Bits, per set of 13. Price.....

AUGER BITS.

We carry a general assortment of Auger Bits, both in sets and separately. Our Irwin line leads them all.



Each set includes 13 bits, ranging from No. 4 to No. 16, and are packed in a neat box as shown above.

IMPROVED BITS



Made of steel, tempered, highly polished, and extra well finished; each wrapped in oiled paper.

2955. Improved Lip and Spur Bits, 4-16 to 16-16. Price, each.....
2958. Improved Lip and Spur Bits, per set. Price.....

JENNINGS' PATTERN BITS.



These Bits are the same pattern as the genuine Russell Jennings and give good satisfaction. Bits are guaranteed.

2956. Jennings Pattern Bits, 4-16 to 16-16. Price, each.....
2959. Jennings Pattern Bits, per set. Price.....

TWIST DRILLS.



2961. Twist Drills, for hardwood, will cut through a nail in boring without injury. Sizes in 32nds and are made ranging from 2-32 to 16-32. Price, each.....

BIT STOCK DRILLS.

For metal or wood.




2962. Bit Stock Drills. For drilling metal or wood. Our drills are the very best in the market. They will fit any brace manufactured and will drill steel, iron or metals as well as wood. They cannot become injured through coming in contact with screws or nails.

- Sizes in 32nds and are made ranging from 2-32 to 16-32. Price, each.....

"YANKEE" AUTOMATIC DRILL**No. 3406**

The "Yankee" embodies improvements over those now in the market in the magazine for drills. This is found in handle and is reached by pushing catch toward top of tool, which causes interior of handle to move upward, showing all the drills in plain sight and so they can be quickly removed. This enables user to quickly select drill required.

3406. Each
 3407. Extra drill points for "Yankee" Automatic Drills,
 any size. Each.....

GOODSELL AUTOMATIC DRILL**No. 2966**

2966. Automatic Drill, full polished and nickel plated, with eight drill points in size for 1-16 to 11-64. Price each.....

SPIRAL RATCHET SCREW DRIVER**No. 2951**

Length extended with blade in place 18 inches.

This tool is a strong, heavy and practical automatic screw driver, capable of either right or left hand work, automatically or by using the ratchet mechanism and can be made a stationary screw driver.

2951. Screw driver. Price, each.....

**No. 2952**

Simple, compact and strong for both driving and drawing screws automatically. Has two separate and distinct spirals.

2952. Automatic screw driver. Price, each.....

2952 1/4. Automatic drill attachments for screw drivers No. 2951 or 2952, consisting of drill chuck and eight assorted drills. Price per set.....

"YANKEE" SPIRAL RATCHET SCREW DRIVER**No. 2950**

The advantage of this over similar tools is in its greater simplicity, compactness, strength, durability, and that it can be used as a rigid screw driver in any part of its length, as well as to push or ratchet screws in or out.

The extreme length of tool with bit in chuck is 13 1/2 inches, when closed and 19 3/4 inches when extended.

2950. Ratchet screw driver. Price, each.....

DRILL ATTACHMENT

For Spiral Ratchet Screw Driver.

Eight drill points 1-16 to 11-64-inch are furnished with each chuck, which is made to fit the chuck on the Spiral Ratchet Screw Driver.

- 2950 1/4. Price per set of 1 chuck and 8 drills.....

"YANKEE" QUICK RETURN SPIRAL RATCHET SCREW DRIVER**No. 2949**

This is the regular pattern No. 2950 with a spring added in handle as shown in cut, which causes the handle to come back for the next push, in driving screws in or out.

It is a "quick return" and more rapid as well as convenient in practical use, than pulling the handle back.

The extreme length of tool with bit in chuck is 20 3/4 inches when extended. It can be closed and locked with the milled collar in front of shifter case if desired. Extreme length with bit in chuck is 15 inches.


2949. Quick return driver. Each.....

"YANKEE" RATCHET SCREW DRIVER**No. 2969**

Right and Left Hand, and Rigid.


2969. The adjustment is made by a shifter moved in the direction of the length of blade and held in position by spring and notches in case. For right hand slide is moved toward blade, left hand toward handle, when placed midway the blade is held rigid as in ordinary screw drivers.

- Sizes, 4, 5, 6-inch. Each.....

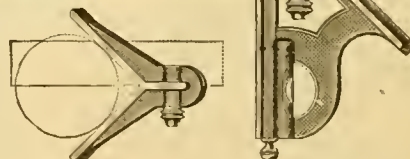

TRAMMEL POINTS**No. 3165**

Improved trammel points can be attached to one side of any straight stick without extra regard to its size.

3165. Trammed points. Price, per set.....

ADJUSTABLE BIT GAUGE**No. 3149**

3149. An adjustable bit gauge. Nickel plated. Price, each.....

PATENT COMBINATION SQUARES**No. 2855**

Patent Combination Square. Each tool is warranted accurate, with the adjustable scale. This forms one of the most useful tools for a mechanic. The blades are hardened, and graduated with heavy figures, reading both ways.

2855. 6-inch, with center head. Each.....
 2856. 9-inch, with center head. Each.....
 2857. 12-inch, with center head. Each.....

**No. 3413**

3413. Perfect Handle Screw Driver. The blade, bolster, handle, flat and hammer head are drop-forged of one piece of steel.

- Each screw driver is tested before leaving the factory.
 Sizes, 3, 4, 5, 6, 8, 10 inches. Each.....

**No. 3412**

3412. Screw Drivers. They are made with the blade, shank and head formed of one piece of steel. The rivet through the ferrule, handle and shank, as well as the form of the head, which is made with two projecting wings, securely fastens the handle.

- Sizes, 3, 4, 5, 6, 8, 10 inches. Each.....

STEEL SCREW DRIVERS



2949. Common Screw Driver. Cast steel blade with heavy brass ferrule. Length of blade 3, 4, 5, 6, 8 inches. Price, each.....

LOCK FERRULE SCREW DRIVER Steel Ferrule, Forged Steel Blade.




3410. In this screw driver the blade is imbedded in a heavy steel ferrule. Sizes 3, 4, 5, 6, 8, 10 inches. Each.....

SCREW DRIVER BITS



3411. Square shank, cast steel. Each.....

IMPROVED GLASS CUTTER



No. 3008.

These tools are perfect and durable. Every cutter is tested by actually cutting glass before being mounted in the tool.

3008. Polished and nickel-plated frame, turret holder, six cutters, nickel-plated ferrule with rosewood finish handle. Price, per doz.....

3009. Iron handle glass cutter. Each.....

DRAWING KNIVES



3385. Carpenters' Drawing Knives, oval blades, extra capped handles. Size, 8 inch, 9 inch. Each.....

ADJUSTABLE HANDLE DRAWING KNIFE



The handles can be placed in any position required to suit the work, and may be used in various places where a stiff handle knife cannot be used. Instantly adjusted. Every blade warranted.

3386. Size of blade, 9 inches. Price, each.....

IRON SPOKES SHAVE



3387. Two Blades, one concave, one straight, entire length 10 inches. Price, each.....

BUCK BROS. CHISELS



No. 2994

We handle the genuine Buck's Chisels. Material and workmanship are the best.

2994. Buck Bros. Socket Firmer Chisels, ground sharp, bevel edge, per set of 12, $\frac{1}{8}$ to 2 inch.....

2999. Buck Bros. Socket Firmer Chisels, ground sharp, bevel edge, sizes $\frac{1}{4}$ to 2 inch, each.....



No. 2996

2996. Buck Bros. Tang Firmer Chisels, ground sharp, bevel edge, set of 12, $\frac{1}{8}$ to 2 inch.....

3001. Buck Bros. Tang Firmer Chisels, ground sharp, bevel edge, sizes $\frac{1}{4}$ to 2 inch, each.....

BUTT CHISEL



3010. Butt Chisels, bevel edge, fine quality, leather capped handles, fully warranted, sizes $\frac{1}{8}$ to 2 inch. Each.....

SOCKET FIRMER CHISELS



3003. Socket Firmer Chisels (price includes handles). These chisels are the very best medium-priced chisels made and we guarantee them to give satisfaction, sizes $\frac{1}{8}$ inch to 2 inch. Each.....

3003 $\frac{1}{2}$. Socket Firmer Chisels, complete set of 12, $\frac{1}{8}$ to 2 inch. Per set.....

BEVELED EDGE CHISELS



3004. Socket Firmer Chisels, bevel edge, fine quality, fully warranted, sizes $\frac{1}{8}$ inch to 2 inches. Price, each.....

3004 $\frac{1}{2}$. Socket Firmer Chisels, bevel edge, same as above, complete set $\frac{1}{8}$ inch to 2 inches. Price.....



Set of chisels includes sizes from $\frac{1}{8}$ to 2 inches.

Our Nos. 3003 $\frac{1}{2}$ and 3004 $\frac{1}{2}$ chisels in sets are packed in a neat box as shown above.

These chisels, also Nos. 3003 and 3004, come fitted complete with leather top hickory handles.



UNDERHILL PATTERN LATH HATCHETS.

Full Polished.

Small size head and light grip handle.

No.	Size	Weight without Handle	Width of Bit	Price Each
3369	1	13 oz.	2¼ ins.	

Large size head and full grip handle.

3370	2	15 oz.	2¼ ins.	
------	---	--------	---------	--



2932




2932½ Bell Face.

2932 Hammers.

Size	1	1½	2	3
Weight	1 lb. 4 oz.	1 lb. 13 oz.	7 oz.	
Price each				

2932½ Hammers, Bell Face.

Price each.....




No.

Price each

Octagon Neck and Poll, Hickory Handle, extra tool steel warranted nickel plated. Size 1 1½ 2


2933 Adze Eye Hammer, Weight 1 lb. 4 oz. 1 lb. 13 oz.

MAYDOLE HAMMERS.



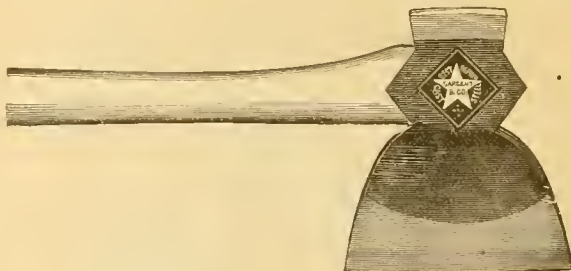
2931 Maydole Hammer,

Size	1	1½	2	3
Weight	1 lb. 4 oz.	1 lb. 13 oz.	7 oz.	
Price each				



2931½ Maydole Hammer, Weight 1 lb. 4 oz. 1 lb. 13 oz. 7 oz.
Price each.....

BROAD HATCHETS.



Extra cast steel, wide, heavy and fine quality.

No.

2934 Hand Axe, warranted

Each

Weight,	1 lb. 8 oz.	1 lb. 12 oz.	2 lb. 2 oz.	2 lb. 8 oz.
Width of Cut,	4 ins.	4½ ins.	5 ins.	5½ ins.

2934 Each.....

SHINGLING HATCHETS.

Steel Shingling Hatchets.

No.	Size	Width of cut.	Price Each.
3348	1	3½ in.	
3349	2	4 "	
3350	3	4½ "	
3351	Same as No. 3348, fully warranted		
3352	Same as No. 3349, fully warranted		
3353	Same as No. 3350, fully warranted		



BRONZED CLAW HATCHETS.

A fine tool for general use.

No.	Size	Weight without Handle	Width of bit	Price
3354	1	1 lb. 3 oz.	3½ ins.	
3355	2	1 lb. 9 oz.	3¾ ins.	
3356	3	1 lb. 15 oz.	4¼ ins.	
3357	Same as No. 3354, fully warranted			
3358	Same as No. 3355, fully warranted			
3359	Same as No. 3356, fully warranted			



BRONZED LATHING HATCHETS.

A fine tool for general use.

No.	Size	Weight without Handle	Width of Bit	Price
3361	1	14 oz.	2¼ inches	
3362	2	1 lb. 1 oz.	2½ inches	
3364	Same as No. 3361, fully warranted			
3365	Same as No. 3362, fully warranted			



WARRANTED STEEL AXE, HANDLED.



No.

Price Each

3380 Wood Choppers Axe.....

NAIL SETS



No. 3007. Nail Sets

Hand forged. Electric tempered. Square head.
Size, 2-32 in. 3-32 in. 4-32 in.
Price, each

ACME STEEL LEVEL



No. 3191. Acme Steel Level


Oxidized web. Nickel-plated frame. Adjustable. One graduated dial ring.
Packed one in a box.
24 in. 26 in. 28 in.
Price, each

FLOOR SCRAPER



No. 921. Floor Scraper

Non-vibrating by means of leather clamped blade. Easily adjusted. Packed one in a box.
Price, each



No. 937. "Ellsworth" Scraper

For floor or bench. 3-inch blade, with octagon eccentric roller for any thickness of blade.
Scraper, price each

LEONHART'S STRAIGHT EDGE LEVEL



No. 3192. Leonhart's Straight Edge Level

Made of one solid piece of steel.
Size, 3 inches diameter, adjustable.
Price, each

TAKE DOWN SQUARE



The main feature of this Take Down Square is that it will always stay true. It is so constructed that the tongue is held down into beveled bearings by a spring and these bearings are made so as to take up the constant wear which comes in taking square apart and putting it together, thereby producing constant accuracy.

No. 3107. Take Down Rafter Framing Square. Oxidized copper with hardened corners and rustproof case with each square.
Price, each

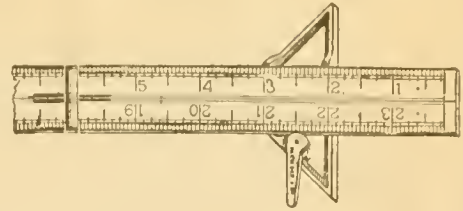
PRYING WOOD CHISELS

These chisels are made of extra refined steel, oil tempered, polished finish blades and knurled handle. This chisel is intended for prying off interior trim and rough outside work.

No. 540. Size,
1/2
5/8
3/4
1
1 1/4
1 1/2

No. 540

HANDY RULE TOOL



No. 3125. Use with regular two-foot rule. Square line gauge. Depth gauge. Mitre square, etc. Price, each

CEMENT WORKERS' SQUARE ANGLE



No. 1753. Iron. Nickel plated. 6 inches long, 1 1/2-inch sides. Price, each

CEMENT WORKERS' JOINTERS




Iron. Nickel-plated. Both ends turned.
No. Length Width Groove Price, ea.
1742 6 in. 3 in. 3/8 in.
1743 6 in. 3 in. 1/2 in.

CEMENT WORKERS' EDGERS



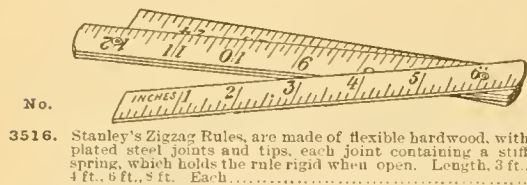
Iron. Nickel-plated.
No. Length Width Radius Price ea.
1721 6 in. 3 in. 3/8 in.
1723 6 in. 3 in. 1/4 in.

CEMENT WORKERS' JOINTERS




Iron. Nickel plated. One end straight.
No. Length Width Groove Price, ea.
1740 6 in. 3 in. 1/2 in. Thin
1741 6 in. 3 in. 1/2 in. Heavy

ZIGZAG RULES.



No. 3516. Stanley's Zigzag Rules, are made of flexible hardwood, with plated steel joints and tips, each joint containing a stiff spring, which holds the rule rigid when open. Length, 3 ft., 4 ft., 6 ft., 8 ft. Each.....

BOXWOOD RULES.



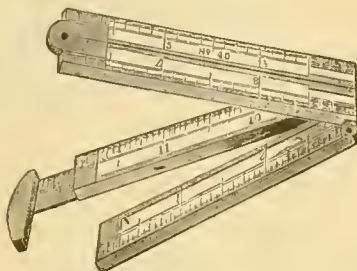
No. 2967. Rule, 2 foot, 4 fold, round joint, middle plates, 8ths and 16ths
 2968. " 2 foot, 4 fold, square " " 8ths and 16ths
 2969. " 2 foot, 4 fold, " " half bound, 8ths and 16ths, drafting scales.....
 2970. Rule, 2 foot, 4 fold, square joint, full bound, 8ths and 16ths...

ARCHITECTS' RULE, FOUR-FOLD.



No. 2971. Rule, 2 foot, 4 fold, arch joints, edge plates, 8ths, 10th, 12ths and 16ths. Price.....

BOXWOOD CALIPER RULES.



No. 3517. Caliper Rules, arch joint, edge plates, 4 fold, 12 inch, in 8ths, 10ths, 12ths and 16ths, 1 inch wide. Each.....
 3518. 6 inch Boxwood Caliper Rules, square joint, 2 fold, 8ths, 10ths, 12ths and 16ths, 3/8 inch wide.....

TAPE LINES.

Our line of measuring tapes is first class. We carry a grade at moderate prices, also the best metallic warp tape, besides fine steel tape lines. All our tapes are carefully and accurately marked.



No. 2972. Tapes, 25 foot, Ass Skin Case, brass bound, each.....
 2973. " 50 foot " " " " " each.....
 2974. " 75 foot " " " " " each.....

METALLIC WARP TAPES.



These tapes are made of the best tape, with wire threads and will not stretch.
 No. 2975. Tapes, 50 foot, Metallic Warp Tape, each.....
 3520. " 75 foot, " " " " each.....
 2976. " 100 foot, " " " " each.....

STAR STEEL TAPES.



The above tapes are light, yet durable. They are handsomely mounted in a nickel plated brass case.

No. 2977. Tapes, 50 foot Steel Tape, each.....
 3521. " 75 foot " " " " each.....
 2978. " 100 foot " " " " each.....


LEVEL SIGHTS.



No. 3160.

3160 Improved Level Sights. For wood levels.
 3161 Level Sights for iron levels.

STANLEY'S IMPROVED PLUMBS AND LEVELS.




No. 3143. Stanley's No. 25 Mahogany Plumb and Level, with ground glasses, arch top plate, two brass lipped side views. Lengths, 24, 26, 28 and 30 inch. Each.....
 3144. Stanley's No. 30. Same as above, except being cherry instead of mahogany. Price, each.....



No. 3525. Plumb and Level Cherry lipped and tipped 24 to 30. Each.....
 3140. Plumb and Level, adjustable cherry tipped, 24 to 30, Each.....
 3141. Plumb and Level, adjustable cherry lipped and tipped, 24 to 30, Each.....
 3142. Plumb and Level, Cherry triple stock, brass lipped and tipped, 24 to 30, Each.....

IRON LEVELS.



3145. Stanley's No. 36 Iron Level, japanned, nickel plated trimmings, with proved glasses, two plumbs, 21 inch. Price, each.....



4146. Davis' No. 9 Levels, made of grey iron, with steel bars extending through each column, 24 inch. Price, each.....

In ordering levels, be sure to specify length.

DIXON HIGH GRADE LEAD PENCILS.



No. 4281.

- 4281 Carpenter Pencils, 7 inch, beveled edges, satin finish, Stamped in gold "Rehm Hardware Co." Price per dozen.....




No. 4288.

- 4288 Dixon Framers, 7 inches, beveled edges, maroon finish, gold stamp. Price per dozen.....



No. 4282.

- 4282 Carpenter Pencils, 7 inch, polished cedar, oval shape. Price per dozen.....
4283 Carpenter Pencils, 9 inch, polished cedar, oval shape. Price per dozen.....



No. 4280.

- 4280 White wood, natural color, with 6-inch rule stamped in blue ink. A 7-inch oval carpenter's pencil..... Each. Doz.



No. 4287.

- 4287 Hexagon shape, fine maroon finish, nickel tip with rubber attached..... Each. Doz.

STEEL BAR CARPENTER CLAMP.



Nos. 3443 to 3446.


- Steel Bar Carpenter Clamps. Bar $1\frac{1}{2} \times \frac{1}{4}$ inches, wrought screw, malleable crank frame, tip and slide with tempered steel dog.
Nos. 3443 3444 3445
Sizes..... 3 4 5 feet.
Price each.....
3446 Clamp, same as above, bar $1\frac{1}{2} \times \frac{3}{4}$ inches, 6 feet. Price each

EXTENSION RULES



These rules are very useful for accurately measuring the distance between two fixed points. When extended to required length the sections may be secured by the set screw. No. 2936 2 to 4 feet. No. 2937 3 to 6 feet. No. 2938 4 to 8 feet. No. 2939 5 to 10 feet. Price each.....

THE HANDY RULE GAUGE.



- 3168 Handy Rule Gauge. Price each.....

PENCIL CLASPS.



No. 3166.

- 3166 Patent Pencil Clasps Price each.....



No. 4284.

- 4284 Full length No. 2 Pencils, round, with neat nickel rubber tip..... Each. Doz.
4285 Full length No. 3 Pencils, round, with neat nickel rubber tip.....
4286 Full length No. 2 Pencils, round, asst. finishes, with neat nickel rubber tip.....
JOINERS' CLAMP.



No. 3442.

- 3442 24 inch Joiner Clamp Bar $1\frac{1}{2} \times 3-16$ inch. Price each.....

PLUMB BOBS.

- 3220 Lead Plumb Bob. Steel pointed. Weight 12 oz. Price each.....
3221 Cast Brass Plumb Bob. Hardened cast steel point. Weight 6 oz. Price each.....



- 3222 Japanned Plumb Bob. $9\frac{1}{2}$ oz. each. Price each.....
3223 Japanned Plumb Bob. 1 lb. 2 oz. each. Price each.....
3224 Japanned Plumb Bob. 2 lbs. 10 oz. each. Price each.....



Sectional View of No. 3186 Level.

STRATTON LEVELS.



No. 3186.

- 3186 Rosewood Level. This level is built up of four pieces of choice rosewood around a core of mahogany. Brass bound corners, heavy brass top and end plates, with two brass side views. Vials of extra fine ground glass. The most accurate level on the market. Price each.....
3187 Mahogany Level. This level is a single stick of extra fine mahogany, brass bound the same as No. 3186, fitted with fine plain glass. Strictly first class. Price each.....
3188 Mahogany Level. Same as No. 3187 without the brass side view plates. Price each.....
3189 Mahogany Level. Square end top plate, solid brass end plates. Price each.....
3190 Cherry Level. Same as No. 3189, with cherry stock. Price each...
All plumb and level glasses in above levels are set immovable in their stocks, and are adjusted with a movable bar.

SQUARE LIGNUM VITAE MALLETS.



- No.
3458 Lignum vitae, size of head 6" x 2 1/2" x 3 1/2" inches, each.....
3459 Lignum vitae, size of head 6 1/2" x 2 1/2" x 3 1/2" inches, each.....

IRON BOUND MALLETS.



- No. 3460 Mallets, round, iron bound, with hardwood ends, 5 1/2" inch long, 3 inch in diameter, with handle. Weight 3 lb 9 oz. Each.....

LIGNUM VITAE MALLETS.




ROUND MALLETS.

- | No. | Size of Head. | Price. |
|------|--------------------------------|--------|
| 3461 | Hickory..... 5 x 3 inches each | |
| 3462 | "..... 5 1/2 x 3 1/4 " each | |
| 3464 | Lignum vitae 5 x 3 " each | |
| 3465 | "..... 5 1/2 x 3 1/4 " each | |

TINNERS' ROUND MALLETS.

- 3467 Hickory, Size of Head, 5 1/2" x 2 to 2 1/2 inches, each.....

TINNERS' HAMMERS.



- No. 3468. Extra Solid Cast Steel riveting Hammer. Warranted. Handles are not included in weight.

- | Nos. | 1 | 2 | 3 | 4 |
|----------|-------|--------|-------|-------------|
| Weight.. | 8 oz. | 12 oz. | 1 lb. | 1 lb. 4 oz. |
- Price each.....

SOLDERING COPPERS.



3469. Soldering Coppers, square points, for common use. Weight each 1/2 3/4 1 1 1/2 2 lbs. Each.....

Owing to the fluctuations of the copper market we cannot guarantee prices of soldering coppers, but will make lowest prices at all times.


- No. 3470. Handles for soldering copper. Price, each.....

COLD CHISELS.



- No. 3471. Cold Chisels, made of superior quality steel, 3/4 inch to 1 inch. Price, each.....

TINNERS' SNIPS.



- Tinner's Shears, extra quality, for professional tinner's use, warranted.

- | No. | Price each |
|--------------------------|------------|
| 3472 3 inch cut..... | |
| 3473 3 3/4 inch cut..... | |
| 3474 4 inch cut..... | |

FURNACE.



No. 3475. Gasoline Furnace for Tinners' or Plumbers. In offering you this Coil Fire Pot, we believe we are supplying you with a much better article at a low price as is asked for other makes. The generator is large and powerful, producing a large volume of gas which gives a pure blue flame that is intensely hot, and consumes less gasoline than other makes. All small or light castings are malleable iron, which makes them light and strong. The coil is made of extra heavy pipe, and the burner of steel, prepared especially for this work. Price each.....

TORCH.



No. 3476. Gasoline Torch. We are offering you a pint size torch that is up to the minute. The tank is drawn out of heavy brass, free from seams, and all fittings are heavy. Reinforcements are used to make the tank extra strong. A brass air pump of the latest design forms part of the handle. The burner produces a strong, blue flame, consuming very little gasoline. Double shouldered needles are used, making very durable burners. Price each.....



JACK SCREWS.

Jack Screws, are made with a cast iron stand. The screw is of wrought iron with a deep cut thread. Quality of the very best. We do not furnish levers with these screws.


	Diameter	Height of stand.	Height over all	Each
No. of screw.	Weight			
3480	1 1/2 inch	14 1/2 lb.	8 inch	12 in.
3481	1 1/2 "	15 1/2 lb.	10 "	14 in.
3482	1 1/2 "	18 1/2 lb.	12 "	16 in.
3483	1 1/2 "	20 lb.	10 "	14 in.
3484	1 1/2 "	26 lb.	12 "	16 in.
3485	1 1/2 "	30 1/2 lb.	14 "	18 in.
3486	2 "	27 lb.	10 "	14 1/2 in.
3487	2 "	35 lb.	12 "	16 1/2 in.
3488	2 "	37 lb.	16 "	20 1/2 in.

MONKEY WRENCHES.



- | | Size | 6 | 8 | 10 | 12 inch |
|------|----------------------------------|---|---|----|---------|
| 2954 | Knife Handled Wrench, each..... | | | | |
| 3490 | Common Handled Wrench, each..... | | | | |

ACME WRENCH.



- No. 3491. The Acme Wrench. For strength, durability and easy action this wrench is unsurpassed. Being made entirely of iron, it will stand more hard usage than any monkey wrench made. We guarantee these goods to be genuine.
- | Sizes | 6 | 8 | 10 | 12 | 15 inches |
|-----------|---|---|----|----|-----------|
| Each..... | | | | | |

BENCH SCREWS.



- Iron Bench Screws, wood handle, movable collar with deep cut thread.
- | No. | Diameter. | Weight. | Each. |
|------|------------|---------|-------|
| 3495 | 1 1/4 inch | 5 pound | |
| 3496 | 1 1/2 " | 7 " | |

STILLSON WRENCH.



The Stillson Adjustable Pipe and Nut Wrench, all parts interchangeable, made of best tool steel.

- | No. | Length open | Price each |
|------|---|------------|
| 3497 | 6 inch Grips, 1/2" wire to 3/4" pipe | |
| 3498 | 8 inch Grips, 1/2" wire to 3/4" pipe | |
| 3499 | 10 inch Grips, 1/2" wire to 1" pipe | |
| 3500 | 14 inch Grips, 1/2" wire to 1 1/2" pipe | |


"ALWAYS READY" WRENCH.



The "Always Ready" Wrench. Forged from prepared steel, tempered in oil and nickel plated. The most convenient and durable wrench made, as it can be used on several sizes of nuts and gas pipes as well without adjusting it to fit.

- | No. | Each. |
|------|--|
| 3501 | Takes nut or pipe 1/2 to 3/4 inch..... |
| 3502 | " " 3/4 " 1 "..... |
| 3503 | " " 1 " 1 1/2 "..... |

THE V. & B. PIPE WRENCH.



IMPROVED POSITIVE GRIP PIPE WRENCH.

This wrench is put upon the market on its merits. It combines lightness and strength as well as durability, and its construction is the most simple, and the least complicated of any practical pipe wrench on the market. As will be seen from the above cut, this wrench consists of only two pieces, which are drop forged from bar steel; there is no malleable or wrought iron used in its construction. Every mechanic should have one. For screwing in stud bolts in steam pumps and engines it has no equal. For square and hexagon nuts it has no equal, for the harder you pull the tighter the grip. It will never slip, no matter how greasy the nut may be.

- | No. | 3504 | 3505 | 3506 |
|------------------|--------------|------------------|------------------|
| Length | 10 in. | 14 in. | 24 in. |
| For pipe | 1/2 to 1 in. | 1/2 to 1 1/2 in. | 3/4 to 2 1/2 in. |
| Price, each..... | | | |

PIPE JAWS.



With these jaws you can readily convert an ordinary monkey wrench into a first class pipe wrench. Made of high grade steel; will not slip or crush the pipe; are suitable for bolts or pipe from 1/2 to 3 in., which gives a very wide range of sizes.

No. 3507 for wrenches, sizes 6 & 8 in. Per pair
No. 3508 for wrenches 8 in. & larger. Per pair

CARBORUNDUM STONES

These stones are unequalled for rapid cutting qualities. Used dry or with water or oil. Are quite porous, and may be tempered in their cutting by filling with wax or vasoline.



No. 3153 to 3159

Price, each

- | | | |
|-------|--------------------------------|-------------------------|
| 3152. | Carborundum Combination Stone. | Size, 6x2x1 inches..... |
| 3153. | Carborundum Combination Stone. | Size, 8x2x1 inches..... |
| No. | Dimensions | |
| 3154. | 8x2x1 inches, fine. | Price, each..... |
| 3155. | 8x2x1 inches, medium. | Price each..... |
| 3156. | 6x2x1 inches, fine. | Price, each..... |
| 3157. | 6x2x1 inches, medium. | Price each..... |
| 3158. | 6x1½x1 inches, fine. | Price, each..... |
| 3159. | 4x2x½x3-16, fine, slip stone. | Price, each..... |



No. 3151

3151. Round Combination Stone, size 4 inch diameter x 1 inch thick. Price, each.....
Send for our complete catalogue of Carborundum Stones. Sent free.

HIGH SPEED CARUNDUM GRINDERS



Nos. 3149 and 3150

3149. This high speed Carundum grinder is one of the fastest cutting grinders on the market. It has no chain to break and get out of order. The gears are all enclosed which makes it noiseless and saves the life of the grinder. It can be packed in a tool chest and taken on the job, can be attached to any bench or table. Carundum wheel, 5x1 inches. Each.....
3150. Grinder. Same as above. Wheel, 7x1 inches. Each.....

UNMOUNTED WASHITA STONES



3587. Best Grade Washita Stone. The Lilly White, can be had in fine, medium or hard. The stones are perfectly white of uniform texture, and free from foreign substances. It is the most satisfactory oil stone ever produced for carpenters and general woodworkers' tools. These stones are sold by weight, and average one pound each. Price, per pound.....

No. 1 WASHITA

3588. This is a good oil stone for general use. It is medium price and is far superior to the ordinary oil stone on the market. Resembling our Lilly White, however, not quite so uniform. These stones are also sold by the pound. Price, per pound.....

CYCLE BALL-BEARING STEEL FRAME GRINDSTONES




No. 3160

TUBULAR STEEL FRAME GRINDSTONE

Stones 19 to 22 inches, 2 to 2½ inches thick. Best quality grit for general grinding, ball-bearing journals, ball-bearing crank attachment and adjustable seat. It is the strongest and most rigid tubular frame on the market.

3160. Grindstone, complete. Each

AJAX BALL-BEARING GRINDSTONE



Stone is carefully selected Berea grit. Frame is made of hard wood, nicely finished, is suitable for stones from 18 to 24 inches. Furnished with two pedals and seat, or with one pedal and hand crank, without seat. Steel ball-bearing journals. Axles are firmly secured and accurately centered.

Frame holds up compactly. Frame and stone are crated together with face and edges of stone protected.

3597. Grindstone weighs 40 to 50 pounds, 1¾ inch to 2¾ inch thick. Price, each

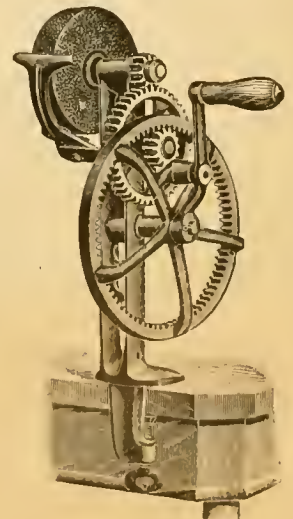
3598. Grindstone same as No. 3597, with hand crank and one pedal, no seat. Price, each

KINGS EMERY TOOL GRINDER

The manufacturers of this Tool Grinder guarantee the emery stone against breakage in transit, and further, if any part of the tool should prove defective, for any fault of the material used, within a reasonable time from date of purchase, upon return of the defective part to your nearest hardware merchant, same will be cheerfully replaced for you, free of charge.

This Grinder is neat in construction, is easily fastened to any work bench or table. This makes it a handy tool for the carpenter. He can carry it in the tool chest, thereby always having it at hand in time of need. It prevents the carpenter from carrying his tools to the shop every day for grinding, as he usually has to do, and will in one season's work pay for itself in time saved.

3596. Emery Grinder, each.....



FILES

WEED'S SPECIAL
FILE AND HANDLE.

Per Doz.

3530. Weeds Special File, 4½ to 7-inch.....

FLAT BASTARD FILES



Per Doz.

3535. Nicholson's Files, 4 to 16 inches.....

3536. Kearney & Foote Files, 4 to 16 inches.....

MILL FILE, BASTARD CUT

Per Doz.

3537. Nicholson's Files, 4 to 16 inches.....

3538. Kearney & Foote Files, 4 to 16 inches.....

HALF ROUND BASTARD FILES

Per Doz.

3539. Nicholson's Files, 4 to 16 inches.....

3540. Kearney & Foote Files, 4 to 16 inches.....

ROUND BASTARD FILES

Per Doz.

3541. Nicholson's Files, 4 to 12 inches.....

3542. Kearney & Foote Files, 4 to 12 inches.....

SLIM TAPER FILES



Taper or Saw Files, 3 Square Sides

Per Doz.

3551. Gold Medal Files, 3½ to 6 inches.....

3543. Nicholson's Files, 3 to 8 inches.....

3544. Kearney & Foote Files, 3 to 8 inches.....

EXTRA SLIM TAPER FILES

Per Doz.

3553. Nicholson Files, 5, 5½, 6 inches.....

3554. Kearney & Foote Files, 5, 5½, 6 inches.....

TAPER FILES

Per Doz.

3545. Nicholson's Files, 3 to 7 inches.....

3546. Kearney & Foote Files, 3 to 7 inches.....

DOUBLE END TAPER FILES



Per Doz.

3547. Nicholson's Files, 7 to 10 inches.....

3548. Kearney & Foote Files, 7 to 10 inches.....

WOOD RASPS



Half Round.

Per Doz.

3549. Kearney & Foote Wood Rasp, 6 to 14 inches.....

3050. Kearney & Foote Cabinet Rasp, 6 to 14 inches....

LANTERNS



No. 3632.

Lanterns, wicks and globes complete, well made and strongly put together.

3632. Lanterns complete.

Price each.....

3633. Extra lantern globes.

Price each.....

3634. Red lantern globes.

Price each.....



No. 3635.

Cold Blast Lanterns are strongly built, give elegant light, and will not blow out. Globes retinned.

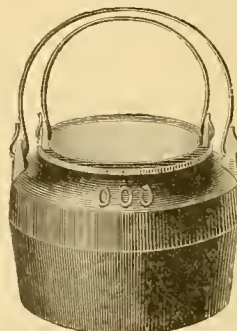
3635. Lanterns complete.

Price, each.....

3636. Extra globes.

Price, each.....

GLUE POTS



Nos. 3153 to 3157

Tinned Glue Pots

Nos. 3153 3154 3155 3156 3157

Capacity in pts. 1 1½ 2 3½ 4

Price, ea.



Nos. 3131 to 3133.

Made of heavy tin reinforced with wire in legs.

3131. 1 pint glue heater.

Each.....

3132. 2 pint glue heater.

Each.....

3133. 3 pint glue heater.

Each.....

CARPENTER APRONS



No. 3173

3173. Carpenter Apron, has two nail and one rule pocket strongly riveted at the pockets and straps. 10 oz. weight.

Price each.....

3174. Carpenter Apron, same as above 8 oz. weight. Price

each.....

SALAMANDERS



No. 3152.


3152. Extra Heavy Salamanders with loop handles and 18-inch grate.

Price, each.....

3153. Extra grates for Salamanders.

Price, each.....

CARPENTER BAR



These bars are solid forged steel, oil tempered, polished finished claw and chisel.

- 3224 Carpenter Bar, length 20-in. Each
 3229 Carpenter Bar, length 24-in. Each
 3230 Carpenter Bar, length 30-in. Each

RAILROAD PICKS.




3570 Adze Eye, cast steel, axe finish Railroad Picks, weight 5 to 6 pounds.
 Price each.....

RAILROAD PICK HANDLES.

3571 Selected quality Railroad Pick Handles, 36 inches long. Price each.....

HODS



Made of the best lumber, strong and carefully put together.

- 3593 Mortar Hods. Price each.....
 3594 Brick Hods. Price each.....

SHOVELS.



3560 Steel Shovels, D handle, square points, an excellent shovel, polished. Each.....

SPADES.

3565 Steel Spades, D handle, back strap, square points, polished. Each.....

POST HOLD DICGER.




3568 Eureka Pattern Post Hole Digger, with split handles, best cast steel blades properly tempered and strong malleable iron shanks. A very popular digger. Weight, 9 pounds. Each.....

WHEELBARROWS




3231 This wheelbarrow has a heavy steel wheel 17 inches in diameter. The tray is pressed from one piece of sheet steel without seam or rivet; edges are flanged and turned over a 5-16 inch steel rod.
 Price each.....



No. 3578.

Tight box for wheeling mortar. Top, iron banded, iron braced and well bolted.

- 3578 Mortar Barrow with patent wood wheel. Price each.....
 3579 Mortar Barrow with steel wheel. Price each.....




No. 3573.

Extra well made, thoroughly bolted and ironed.

- 3573 Stone Barrow with patent wood wheel. Price each.....
 3574 Stone Barrow with steel wheel. Price each.....

RAILROAD BARROW.

Half-Bolted.




3575 Wheel Barrow. The best low-priced wheel barrow made. Has full size tray. Packed for shipment, tray is fastened to handles legs are folded on side of handles and wheel bolted on inside of tray. Can be easily and quickly set up. Wood wheel. Each.....

3576 Barrow, same as above with iron wheel. each

GARDEN BARROW

3577 Barrow. Inside measurement of box, 27 inches long, 17 inches wide at wheel, 24 inches wide at handle end, 12 inches deep. Has a 20 inch wheel nicely painted, is neater, stronger, and easier put together than any other garden barrow made. It is folded for shipping.

PITCHER SPOUT PUMP.



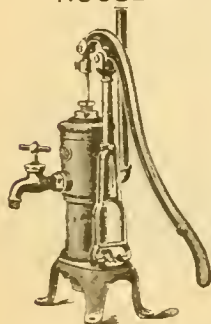
This Pump is extra heavy, and well finished. The cylinders are iron, bored true and highly polished. Can be fitted for lead or iron pipe.

- 3600 2½ inch cylinder for 1 inch pipe, price each.....
- 3601 3 inch cylinder for 1¼ in. pipe, price each.....

We carry the same style of pumps with brass lined cylinders.

- 3602 Same as 3600 with brass lined cylinder, price each..
- 3603 Same as 3601 with brass lined cylinder, price each....

HOUSE FORCE PUMP.



Adapted for pumping water out of cisterns or wells not exceeding 25 ft. in depth. For pumping water used in upper chambers, watering lawns etc. these pumps are unequalled. A large air chamber insures a uniform flow of water. These pumps can be furnished either right or left hand.

- 3614 With 3 inch iron cylinder for 1¼ inch pipe, price each.....
- 3615 Same as 3614 with brass lined cylinder, price each....

NON-FREEZING LIFT PUMP.



These Pumps are heavier and more substantially made than our No. 3604.

They are adapted for either dug, drive or tubular wells. 3606 is handsomely made, of high grade iron. The cylinder is bored out true and highly polished.

- 3606 2½ inch cylinder fitted for 1¼ inch pipe, price each..
- 3607 3 inch cylinder is fitted for 1¼ inch pipe, price each
- 3608 Same as 3606 with brass lined cylinder, price each.
- 3609 Same as 3607 with brass lined cylinder, price each...

NON-FREEZING FORCE PUMP.



This Force Pump has a large air chamber adapted for use with hose for sprinkling purposes, washing vehicles and for forcing water wherever desired.

3616 is substantially made and handsome in appearance. By uncrewing the thumb screw which admits air to the chamber, the force pump may be converted into a lift pump. Hose couplings furnished with pumps.

- 3616 2¾ in. cylinder fitted for 1¼ in. pipe, price each.
- 3617 3 in. cylinder fitted for 1¼ in. pipe, price each.
- 3618 3¼ in. cylinder fitted for 1¼ in. pipe, price each.
- 3619 Same as 3616 with brass lined cylinder, price each....
- 3620 Same as 3617 with brass lined cylinder, price each....
- 3621 Same as 3618 brass lined cylinder price each.....

NON-FREEZING FORCE PUMP.



Syphon spout, hexagon top with adjustable base. The advantage of the syphon spout is to prevent the dripping of water, which would form ice in the winter and mud in the summer. These pumps are fitted with bronze metal stuffing box and drawn steel piston rod, insuring great durability.

- 3622 2½ inch cylinder fitted for 1¼ in. pipe, price each.
- 3623 3 inch cylinder fitted for 1¼ in. pipe, price each.
- 3624 Same as 3622 with brass lined cylinder, price each.....
- 3625 Same as 3623 with brass lined cylinder, price each.....

NON-FREEZING LIFT PUMP.



3610 Has a reservoir top, syphon spout and adjustable base. Made for dug, drive or tubular wells. The advantage of the adjustable base, will permit of placing the pump spout and handle at any convenient height above the platform of the well. The top being closed prevents any foreign substance from interfering with the working of the pump.

This Pump weighs 70 pounds, and is a marvel for durability and strength.

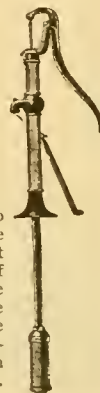
3610 3 inch cylinder fitted for 1¼ in. pipe, price each.

3611 2¾ in. cylinder fitted for 1¼ in. pipe, price each.

3612 Same as 3610 with brass lined cylinder, price each.....

3613 Same as 3611 with brass lined cylinder, price each...

NON-FREEZING LIFT PUMP.



The cylinder of this Pump is located 4 feet below the platform. Its use is for cistern and wells not over 25 ft. deep. The cylinders are bored true, and highly polished.

3604 3 inch cylinder fitted for 1¼ in. pipe, price each

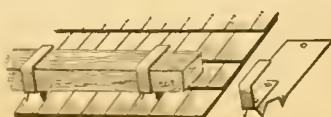
3605 Same as 3604 with brass lined cylinder, price each.....




Cast Iron Sinks, porcelain lined inside, painted on outside, flat rim, fitted for 1½ inch lead pipe outlet.

No.	Size.	Depth.	Each.
2800	Iron sinks, 16x24 inch,	6 inch	
2801	" " 16x28 "	6 "	
2802	" " 18x36 "	6 "	
2803	" " 18x30 "	6 "	
2804	" " 20x30 "	6 "	
2805	" " 18x36 "	6 "	
2806	" " 20x36 "	6 "	
2807	" " 20x40 "	6 "	

SHINGLING BRACKETS



3235. Shingling Brackets. These brackets are made of soft steel; will not bend or break; they are not nailed to the roof; prongs do not have to be driven into shingles, simply slip plate under shingle and put 2x4 in place. They adjust themselves to any pitch roof. Price, per doz.....



The parts are of Spring Steel and firmly riveted together. Push the beveled ends up under two layers of shingles already nailed down; the bracket will then have two separate bearings on the roof, and is so formed that any increase of pressure from above increases its stability. Two steel spurs project above the horizontal surface of the bracket, to secure the starting boards. One dozen per minute can be placed in position, or removed, and a great economy in lumber and nails will be found. There are no loose parts to get lost, and no nail-holes are made in the roof. In constant use these brackets will last a life time.

- No. 3335. Roofing Brackets, 8 inch, Stanley's No. 1. Price, each.....

INDEX.

A		Page		Page	
Accordion Door Hangers	78-79	Chalk Line	75	Galvanized Cut-Offs	85
Adjusters, Casement	20-50	Checks and Springs	58-71	" Mitres	85
" Stop	50	Chest Handles	87	" Pipe	85
Adjustable Try Square	98	" Locks	87	" Ridge Roll	85
Aprons, Carpenter	108	Chisels	101-103	Garage Hardware	61
Ash Pit Doors	82	Circular Planes	90-93	Garden Barrows	109
Auger Bits	99	Cistern Pumps	110	Garnet Paper	69
Automatic Drills	100	Clamps, Iron	97	Gate Hinges	62
Axes	102	" Joiner	105	" Latches, Secret	53
B		" Steel Carpenter	105	Gauges	98-100-105
Back Saws	96	Clapboard Gauges	98	" Marking	97-98
Bailey Planes	90-92	" Markers	98	Glass Knobs	47
Balances, Sash	74	Claw Hatchets	102	" Cutters	101
Bar Sash Lifts	19-20-49	Cloth, Emery	69	" Push Plates	47
Barn Door Hangers	79-80	" Wire	83	" Pots and Heaters	69
" Latches	79-80	Clothes Line Hooks	76	Grates, Wall	108
" Locks	79	Coat and Hat Hooks	76	Grinder, Emery	107
" Rail	79-80	Coil Door Springs	68	Grindstones	107
" Stays	80	Cold Chisels	106	Gutter Hangers	85
Bar, Carpenter	109	Compass Saws	95	" Galvanized	84
Barrows, Wheel	109	Conductor Hooks	85	H	
Base Knobs	58	" Pipe	85	Hack Saws	96
Basement Window Hinges	57	Coppers, Soldering	106	Hammers	102-106
" Sets	57	Coping Saws	96	Hand Drills	99
Bells, Door	69	Cord, Sash	75	" Saws	95
" Electric	69	Corner Braces	57-77	" Rail Brackets	77
Bench Axes	102	Couplings, Screw	57	Handles, Chest	53
" Planes	90 to 94	Counter Sinks	99	" Drop	53
" Stops	97	Cross-cut Saws	95	" Lifting	53
" Vises	97	Cupboard Catches	19-20-51	" Pick	109
Bits, Auger	99	" Latches	51	" Store Door	18-41 to 48
Bit Braces	99	" Pins	19-20	Handy Rule Gauge	103
Bit Gauge	100	Cut-Offs, Galvanized	85	Hangers, Barn Door	79-80
Blind Hinges	62	Cutting Pliers	97	" Gutter	84
Block Planes	90 to 94	D		" Parlor Door	78
Blocks, Tackle	59	Diggers, Post Hole	109	" Skirt and Trousers	76
Bolts, Barrel	59	Dividers	97	" Storm Sash	57
" Barn Door	79	Door Bells	69	Hardware for Garage	61
" Cremorne	39	" Bolts	58-59-60	Hasps and Staples	62
" Cellar Window	59	" Butts	19-20-63 to 67	Hasps, Store Door	50
" Chain	60	" Checks and Springs	56-68	Hatchets	102
" Extension	60	" Hangers, Barn	79-80	Hay Carriers	81
" Flush	59-60	" Hangers, Parlor	78	Hinges, Blind	62
" Foot	59-60	" Holders	58	" Double-Acting	56-66-67
" Indicating	20-55	" Knobs	47-54	" Door	19-20-63 to 67
" Mortise Door	58-60	" Knockers	39	" Gate	62
" Spring	51-59	" Spring Coil	68	" Hasp	62
Boring Machines	99	" Pulls	47-48	" Ice Box	55
Boxes, Mitre	96	Doors, Ash Pit	82	" Spring	56-66-67
Braces, Corner	57-77	Drawing Knives	101	" Strap and T.	62
Brackets, Barn Door Rail	79-80	Drawer Knobs	20-53	" Wrought	62
" Rafter	81	" Locks	87	Hods, Brick	103
" Roofing	110	" Pulls	19-20-53	" Mortar	109
" Stair Rail	77	Drills	90-100	Hoisting Pulleys	82
" Shelf	77	Drivers, Screw	100-101	Holders, Door	58
" Wall Case	88-89	Drop Handles	3 to 38	Hook Hinges	62
Brass Pulls	89	Dumb Waiters	77	Hooks, Cabin Door	62
Brick Barrows	109	E		" Clothes Line	76
Breast Drills	99	Elbows, Galvanized	85	" Coat and Hat	76
Brone Butts	64	" Catches	75	" Conductor	85
Building Paper	83	Electric Door Bells	69	" Ceiling	76
Brass Butts	63	Emery Cloth	69	" Cup, Brass	76
Butts, Door	19-20-63 to 67	" Paper	69	" Hall Tree	76
" Ice Box	55	Expansive Bits	60	" Sash Pull	51
" Surface	63-65-66	Extension Bolts	82	" Screw, Brass	76
Buttons, Door	57-75	" Ladders	97	Hooks and Eyes	62
" Push	3 to 38	" Dividers	97	" Staples	62
C		" Rules	105	I	
Calipers	97	F		Ice Box Fasteners	55
Carbide Stones	107	Fasteners, Casement	50	" Hinges	55
Card Holders	88	" Ice Box	55	Indicating Bolts	55
Carpenter Aprons	108	" Sash Cord	75	Iron Clamps	97
" Bars	109	" Sash Weight	75	" Planes	90 to 94
" Mallets	106	" Sash	19-20-67	" Levels	103
" Pencils	105	" Storm Sash	57	Irons, Porch	75
" Pinchers	97	Fasts, Chain Door	59	J	
Carpet Lining	83	Files	108	Jack Screws	106
Carriers, Trench	81	Filing Guides	97	Jointers, Cement	103
Casement Adjusters	20-50	Finials, Galvanized	86	K	
" Fasteners	50	Fixtures, Sash Chain	75	Keyhole Saws	95
" Window Locks	39	Flint Hinges, D. A.	66-67	Knives, Drawing	101
Catches, Cupboard	19-20-51	" Scrapers	90 to 93-103	Knobs, Base	20-58
" Elbow	75	" Mats, Wire	68	" Door	47-54
" Forgs	51	Flush Bolts	59-60	" Drawer	20-47-53
" French Window	51	" Rings, Brass	54	" Shutter	54
" Ice Box	55	" Rings, Trap Door	53	" Glass	47
" Screen Door and Window	54 to 56	Foot Bolts	68	Knockers	39
" Show Case	88	" Scrapers	68	L	
" Transom	53	Force Pumps	110	Ladders, Extension	82
Ceiling Hooks	76	Forgs Catches	51	" Step	82
Cellar Bolts	57	French Window Catches	51	Latches, Barn Door	79-80
Centers, Trench	54	" Locks	39	" Cupboard	51
Cement Workers' Tools	103	Front Door Sets	3 to 42	" Mortise	71
Chain Bolts	60	Furnaces, Thinner	106		
" Door Fasts	59				
" Sash	75				
" Transom	54				
Chalk	75				

	Page		Page		Page
Latches, Mortise Night.....	70	Pumps	110	Spoke Shave	101
" Rim Knob	71	Push Buttons	3 to 38	Spring Bolts	59
" Rim Night	73	" Plates	3 to 38-47	" Butts	55-66-67
" Refrigerator	55	" Glass	47	" Hinges	55-66
" Secret Gate	55			" Hinges	55-66
" Thumb	48	R		" Torrey	55
Lanterns and Globes	108	Rafters, Bracket	81	" and Checks	55-68
Lead Pencils	105	Rail, Barn Door	79-80	" Show Case	89
Levels	103-104-105	" Sheave	88-89	Squares	98-100-103
Level Sights	104	Rail Screws	77	Stair Rail Brackets	75
Lifters, Transom	54	Refrigerator Hinges	55	" Bolts	75
Lifting Handles	53	Registers and Faces	82	Staples	83
Lifts, Bar Sash	19-20-49	Ridge Roll	85	Stay Rollers, Barn Door	82
" Hook Sash	43-50	Rim Latches	71	Step Ladders	82
" Flush Sash	3 to 38	" Locks	71-72	Steel Tapes	104
" Screen Sash	54	" Dead Locks	72	Stop Screws and Washers	50
Line, Chalk	75	" Night Latches	73	Stops, Bench	97
Locks, Barn Door	79	Rings, Flush	54	Stones, Grind	107
" Chest	87	" Trap Door	53	" Oil	107
" Drawer	87	Rollers, Sash	74	" Washita	107
" Pad	87	" Sheave	88	Store Door Hasps	59
" Sash	19-20-49	Roofing Brackets	110	" Handles	48
" Mortise	70	" Papers	83	" Locks and Handles, 18, 41 to 46	46
" Mortise Dead	70	Rope	75	Storm Sash Fasteners	57
" Rim	71-72	Rules	104	" Hangers	57
" Dead	70-72	Rule Gauge	105	Stove Pipe Thimbles	82
Lock Sets, Front Door	3 to 42	S		Registers	82
" Union	36-40	Sandpaper	69	Strap and T Hinges	62
" Inside Door	3 to 38	Sargent Planes	93-94	Supports, Porch	75
" Sliding Door	3 to 38	Salamanders	108		
" Store Door	18, 41 to 46	Sash Balances	74	T	
		" Chain	75	T Hinges	62
M		" Cord	75	Tacks	83
Machines, Boring	99	" Chain Fixtures	75	Tackle Blocks	81
Mallets	106	" Lifts, Bar	19-20-49	Tape Lines	104
Marking Gauges	97-98	" Flush	3 to 38	Thimbles, Stove Pipe	82
Mats, Wire	68	" Hook	49	Thumb Latches	48
Mitre Boxes	96	" Locks	19-20-49	Tin, Valley	84
Mitres, Galvanized	85	" Locks and Lifts	49	" Roofing	86
Monkey Wrenches	106	" Pull Hooks	51	" Shingles	86
Mortise Door Bolts	58	" Pulleys	74	Tinners' Hammers	106
" Dead Locks	74	" Rollers	74	" Mallets	106
" Knobs	74	" Sockets	51	" Snips	106
" Latches	70	" Weights	75	Tools	90 to 110
" Night Latches	71	" Weight Fasteners	74	Torches, Tinners'	106
" Locks	70	Saws	96-98	Transom Catches	53
		Saw Clamps	97	" Centers	54
N		" Files	108	" Chains	54
Nail Hammers	102	" Sets	97	" Lifters	51
" Sets	97-103	" Vises	98	Trammel Points	100
Numbers, Screen	56	Scrapers, Foot	68	Trap Door Rings	52
		" Plane	92-93	Trolley Barn Door Hangers	80
O		" Floor	91-92-103	" Parlor Door Hangers	78
Oil Stones	107	Screen Door Catches	54-55-56	Turns, Cupboard	19-20-52
		" Hinges	56		
P		" Sets	56	U	
Pad Locks	87	" Window Lifts	54	Union Lock Sets	36-40
Paper, Building	83	" Numbers	56		
" Emery	69	" Wire	83	V	
" Garnet	69	Screw Drivers	100-101	Valley Tin	84
" Roofing	83	" Driver Bits	101	" Roofing	84
" Sand	69	Screws, Bench	106	Ventilators	86
Parlor Door Hangers	78	" Jack	106	Vises, Bench	97
Pencil Clamps	105	" Nail	77	" Saw	98
Pencils, Lead	105	" Stop and Washers	50		
Picks, Railroad	109	Sets, Nail	97-103	W	
Pinchers, Carpenter	97	Sheaves	88-89	Walters, Dumb	77
Pipe, Galvanized	85	" Shelf Brackets	77	" Wall Case Hardware	88-89
Planes	90 to 94	" Supports	89	Wardrobe Locks	87
Pliers	97	Shingling Hatchets	102	Washers, Stop Screws, etc.	50
Plumb Bobs	105	Shingle Tins	86	Weights, Sash	75
Plumbs and Levels	103-104-105	Shovels	109	Well Wheels	82
Post Hole Diggers	109	Show Case, Hardware	88-89	Wheel Barrows	109
Porch Irons	75	Shutter Knobs	54-57	Window Screen Catches	56
Poultry Netting	83	Slide Sash Locks	49	" Spring Bolts	51
Prying Chisel	103	Sinks	110	Wing Calipers	97
Pulleys, Axle	74	Skylights	86	" Dividers	97
" Awning Hot House, Side and		Sliding Door Locks	3 to 38	Wire Cloth	83
" Screw	82	" Hangers	78	" Staples	83
Pulls, Door	47-48	Sockets, Sash	51	" Netting	83
" Drawer	19-20-53	Solder	86	" Strainers	85
		Soldering Copper	106	Wood Planes	90-92-94
		Snips, Tinner	106	Wrenches	106
		Spades	109		



